

# Whats New? Monthly Event



Microsoft

UserCenter

Germany

Teams



# Agenda

- WERBUNG, Werbung, Werbung, ...
- What's new in June...
  - Meetings
  - Teams Phone
  - Chat and Collaboration
  - Teams Rooms and Devices
  - Frontline Workers and Vertical Solutions
  - IT Admin and Security
  - Mobile
  - Platform
  - Webinars and Events





# WERBUNG in eigener Sache: Teams UG



UserGroup Germany  
Microsoft Teams

- Teams UG Website Umzug auf:

<https://teams-ug.de>

# WERBUNG in eigener Sache: Talk Microsoft 365

- <https://talkm365.net> |  @talkm365
- Talk Format von Thorsten und mir
- Themen rund um Microsoft 365
- Specials zu besonderen Themen / Events
- Verfügbar als Videos, Podcasts und Stream
  - <https://youtube.talkm365.net>
  - Podcast z.B. via Spotify, Apple Podcasts, etc.  
[Talk Microsoft 365 \(letslisten.fm\)](https://letslisten.fm/talk-microsoft-365)



# WERBUNG: Nächste Events

- Azure DEV Meetup – 19.07. ([LINK](#))
  - Artificial Intelligence in context of sustainability
    - Henk Boelman - "Unlocking the Potential of AI"
    - Anne Schmallenbach - "Green by AI – How AI can foster resource efficiency"
- Teams UG Nürnberg – 08.08. ([LINK](#))
  - Michael Fitzner – Best Practices für Viva Insights
  - Christop Twiehaus – Microsoft Loop
- Cloud Identity Summit (in-Person) - 07.09. ([LINK](#))
- Wöchentlich: Power Atelier ([LINK](#))



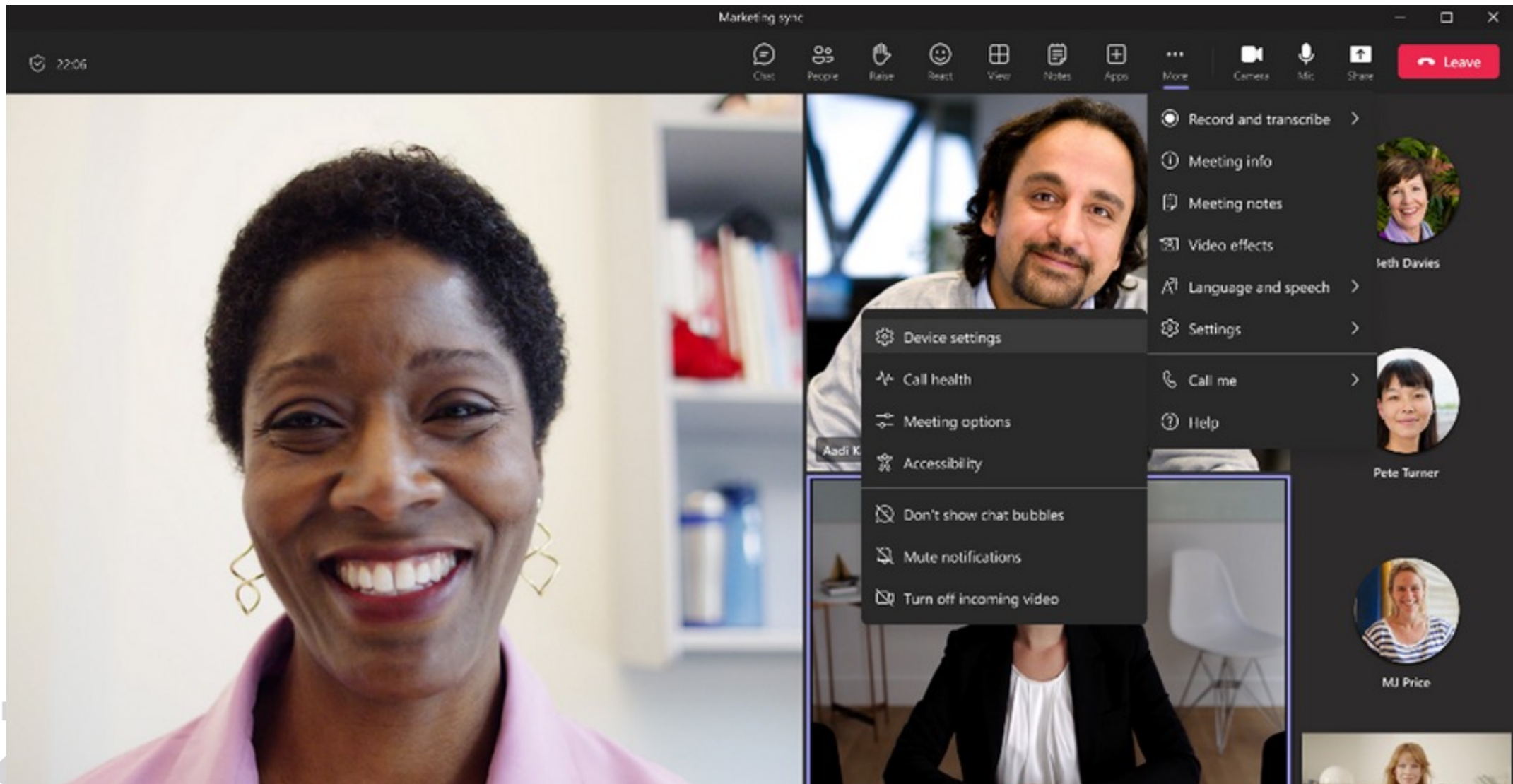
# Meetings



# Spatial Audio in Teams Meetings

The screenshot displays the Microsoft Teams audio settings interface. At the top, it says "Choose your audio and video settings for Marketing Announcement". The main area shows "Your camera is turned off" with a camera icon. Below this, there are four audio options: "Computer audio", "Phone audio", "Room audio", and "Don't use audio". The "Computer audio" option is selected, showing "Internal Mic and Speakers" with a microphone icon and a volume slider. To the right, the "Device settings" panel is open, showing "Audio Settings" with dropdown menus for "Audio devices" (Internal Mic and Speakers), "Speaker" (MacBook Pro Speakers (Built...)), and "Microphone" (MacBook Pro Microphone). The "Spatial audio" toggle is turned on, with an information icon and the text "More natural, immersive sound." Below that, "Noise suppression" is also turned on, with an information icon and the text "Choose Low if you want others to hear music. Learn more". At the bottom of the "Device settings" panel, there is a dropdown menu for "Noise suppression" set to "Auto (default)".

# Spatial Audio in Teams Meetings





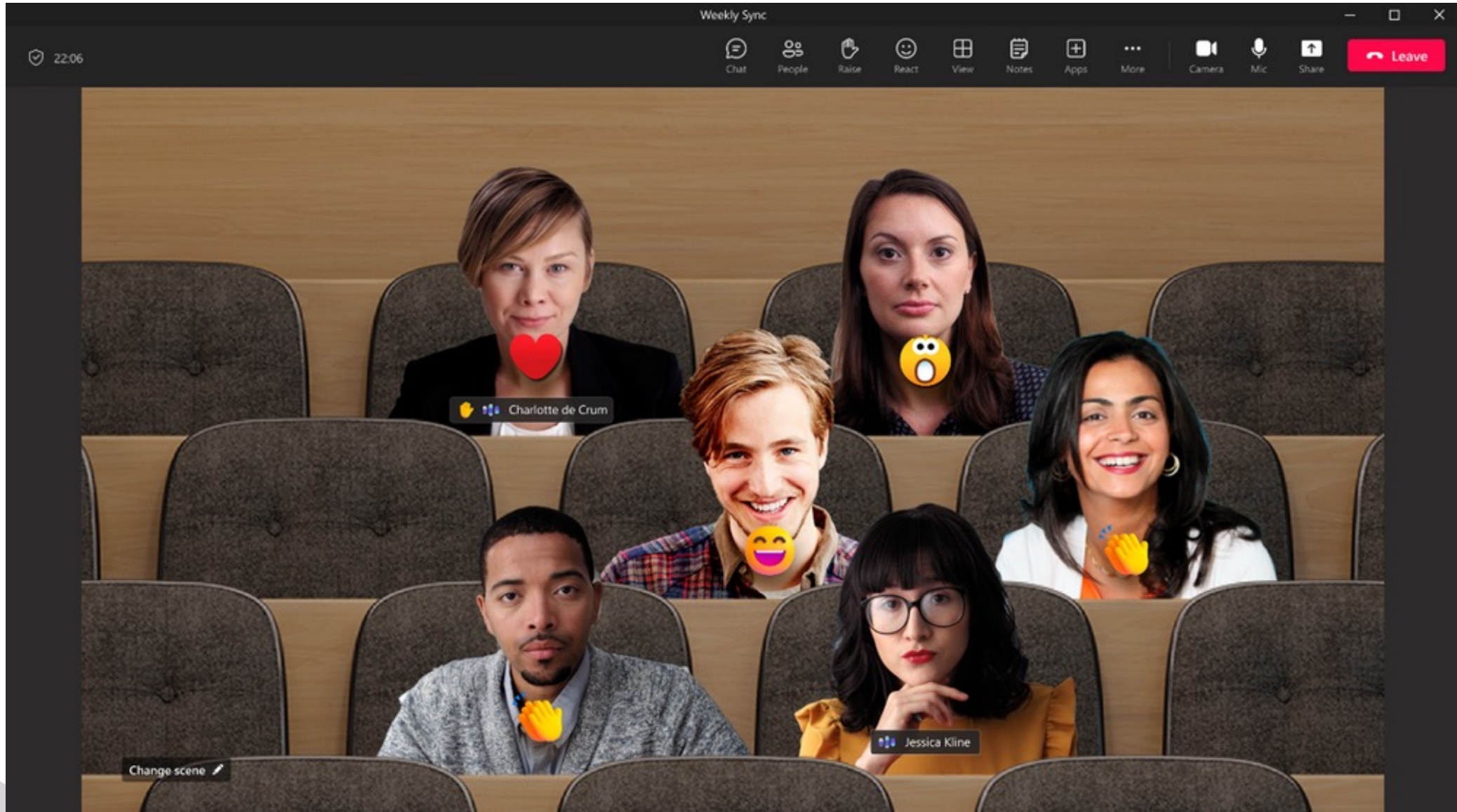
# Spatial Audio in Teams Meetings

The screenshot displays the Microsoft Teams application interface. On the left, there is a navigation pane with icons for Activity, Chat, Teams, Calendar, Calls, and Files. The main area shows a chat window with a list of messages. Overlaid on this is a 'Settings' dialog box. The 'Settings' dialog has a sidebar with categories: General, Accounts, Privacy, Notifications, Devices (selected), App permissions, Captions and transcripts, and Calls. The 'Audio devices' section is expanded, showing the following settings:

- Audio devices:** Internal Mic and Speakers
- Speaker:** MacBook Pro Speakers (Built-in)
- Microphone:** MacBook Pro Microphone
- Spatial audio:** A toggle switch is currently turned off. Below it, text reads: "More immersive sound in meetings. Available with gallery view. [Learn more](#)".
- Automatically adjust mic sensitivity:** A toggle switch is turned on.
- Make a test call:** A button with a speaker icon.
- Noise suppression:** A dropdown menu is set to "Auto (Default)". Below it, text reads: "Choose how if you want others to hear you. [Learn more](#)".

The background chat window shows messages from various participants, including one from "Marie Beaudouin" and another from "August Bergman".

# Together mode improvements



# Customize captions in Teams meetings

The screenshot displays a Microsoft Teams meeting window titled "Product Launch Review". The top toolbar includes icons for Chat, People, Raise, React, View, Rooms, Apps, More, Camera, Mic, and Share, along with a red "Leave" button. The main area shows a grid of video feeds. The largest feed is of Serena Davis, a smiling woman with dark hair wearing a pink shirt. Other visible feeds include Aadi Kapoor, Kadji Bell, and Babak Shammass. A settings menu is open over the bottom-right feed, listing various languages: English (US) (checked), Arabic, Chinese (Simplified, China), Chinese (Traditional, Hong Kong SAR), Chinese (Traditional, Taiwan), Czech, and Danish. To the right of the menu, "Spoken language: English (US)" and "Caption language: English (US)" are displayed with expandable arrows. A "Caption settings" option is also visible. At the bottom, a chat message from Babak Shammass asks, "So what did you all think of today's kickoff meeting for the new building project? I was gonna mention it in the group chat..."

# Customize captions in Teams meetings

The screenshot displays a Microsoft Teams meeting interface for a "Product Launch Review". The top toolbar includes icons for Chat, People, Raise, React, View, Rooms, Apps, More, Camera, Mic, and Share, along with a red "Leave" button. The main area shows four video thumbnails: Serena Davis (top left), Aadi Kapoor (top right), Charlotte de Crum (bottom right), and Babak Shammass (bottom right, partially obscured). A "Caption settings" panel is open on the right side, showing the following options:

- Language**
  - Spoken language: English (US)
  - Save for future meetings
  - Caption language: English (US)
  - Captions will appear in this language. [Learn more](#)
- Styles**
  - Preview: A colorful abstract graphic with the text "This is what your captions will look like."
  - Font colors: Four color swatches (A, A, A, A) are shown.
  - Height: Small
  - Position: At bottom

At the bottom of the screen, a chat message from Babak Shammass is visible: "So what did you all think of today's kickoff meeting for the new building project? I was gonna mention it in the group chat."

# Teams Phone



# Management of external call routing settings in Teams admin center

Calling policies \ CallingPolicy2

## CallingPolicy2

Add a description so you know why it was created

*To manage calling settings for guest users, go to Users > Guest access*

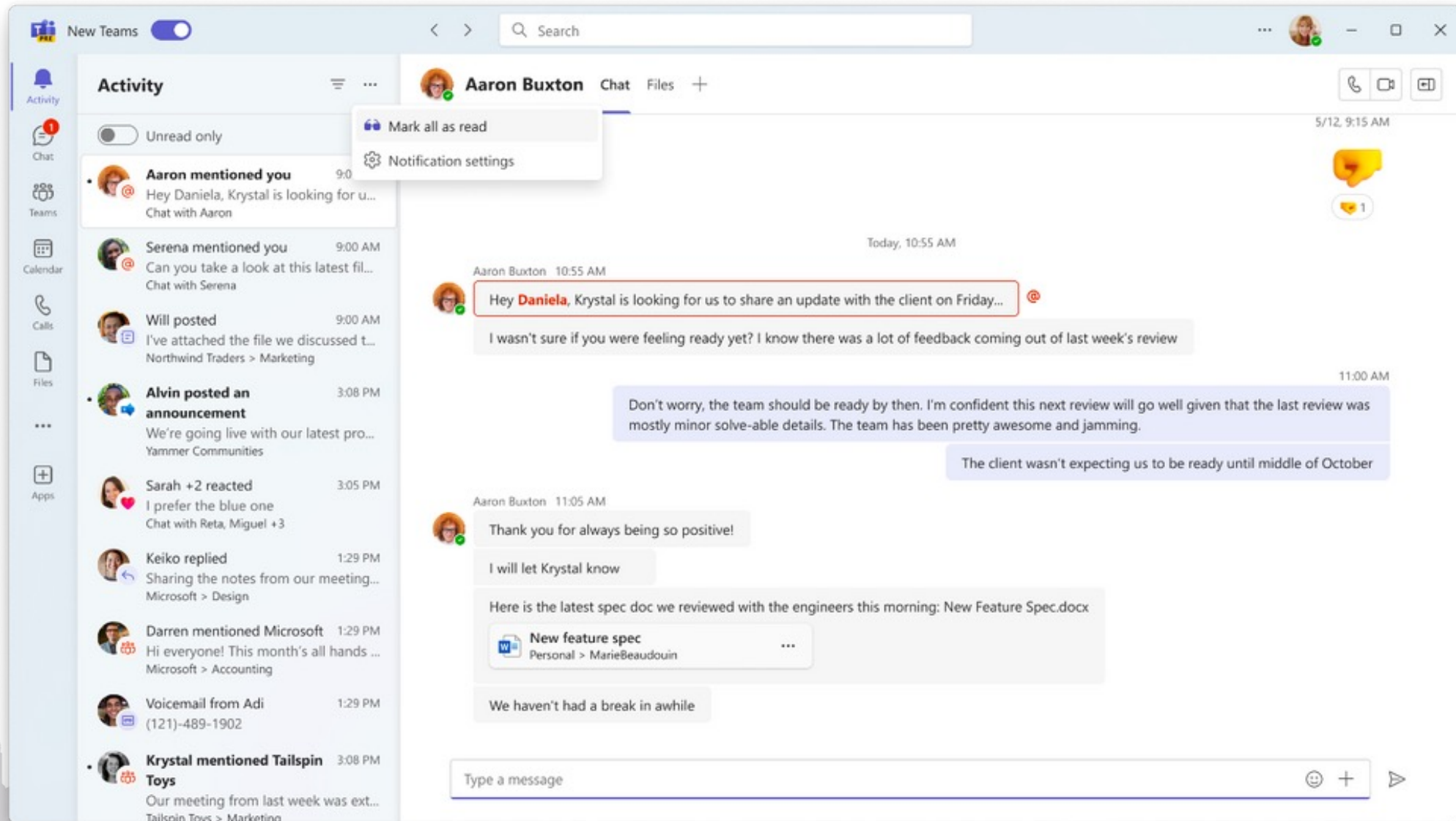
Make private calls Find related settings at <a href="#">Meetings &gt; Meeting policies</a>	<input checked="" type="checkbox"/> On
Cloud recording for calling Find related settings at <a href="#">Meetings &gt; Meeting policies</a> and <a href="#">Meetings &gt; Live events policies</a>	<input type="checkbox"/> Off
Transcription Find related settings at <a href="#">Meetings &gt; Meeting policies</a> , <a href="#">Meetings &gt; Live events policies</a> , and <a href="#">Voice &gt; Voicemail policies</a>	<input type="checkbox"/> Off
Routing for PSTN calls	<input type="text" value="Use default settings"/> ▾
Routing for federated calls	<input type="text" value="Use default settings"/> ▾
Call forwarding and simultaneous ringing to people in your organization	<input checked="" type="checkbox"/> On
Call forwarding and simultaneous ringing to external phone numbers	<input checked="" type="checkbox"/> On



# Chat and collaboration

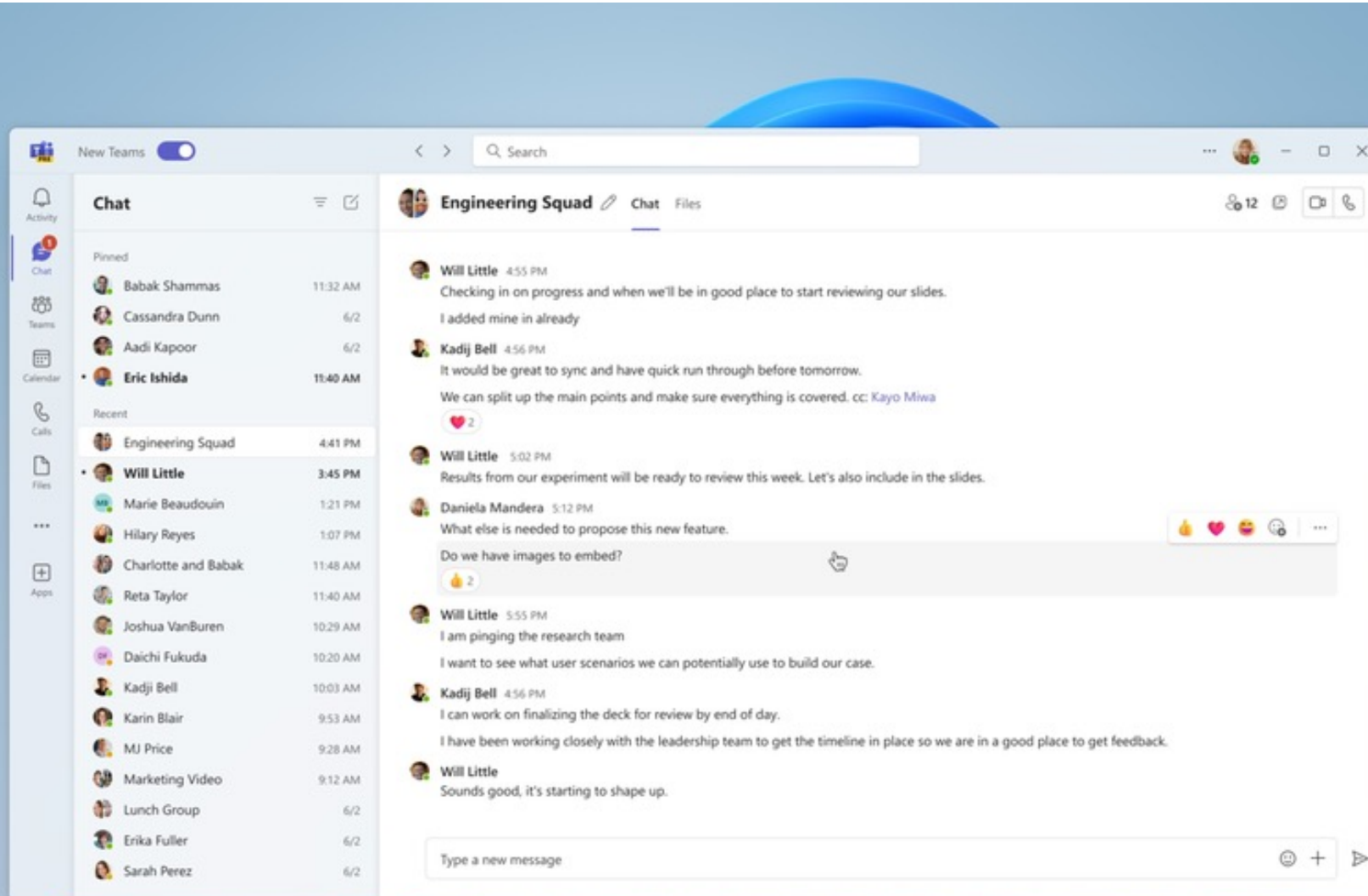


# Marks all as read in your activity feed

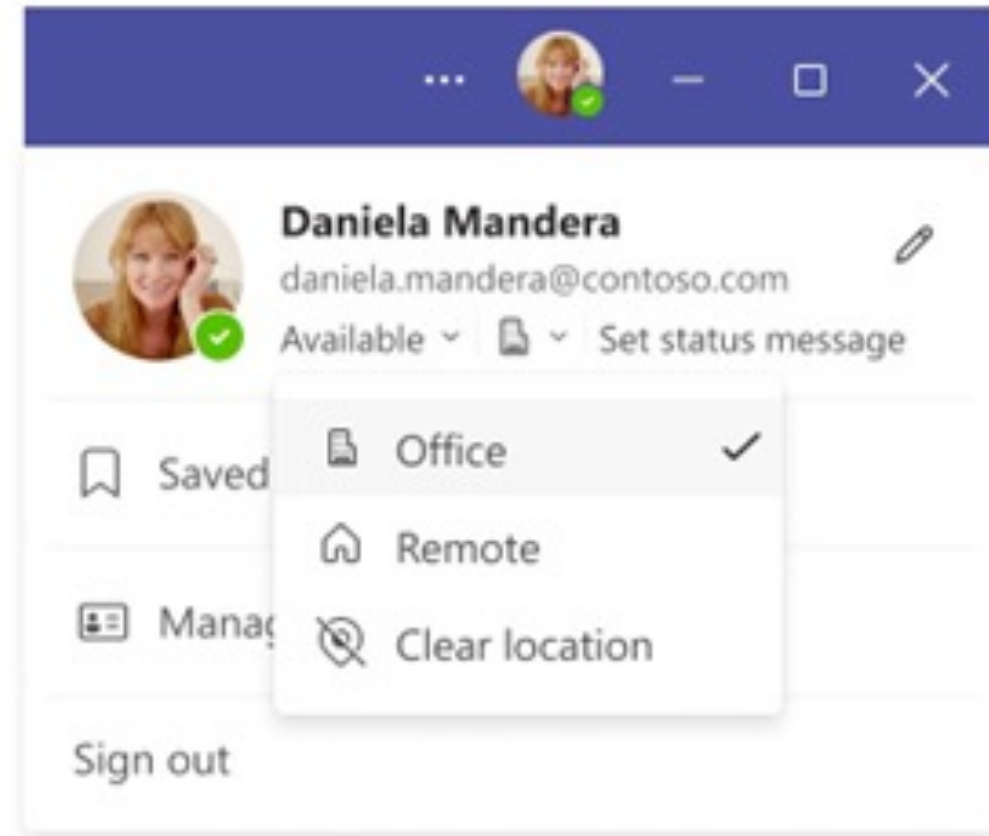
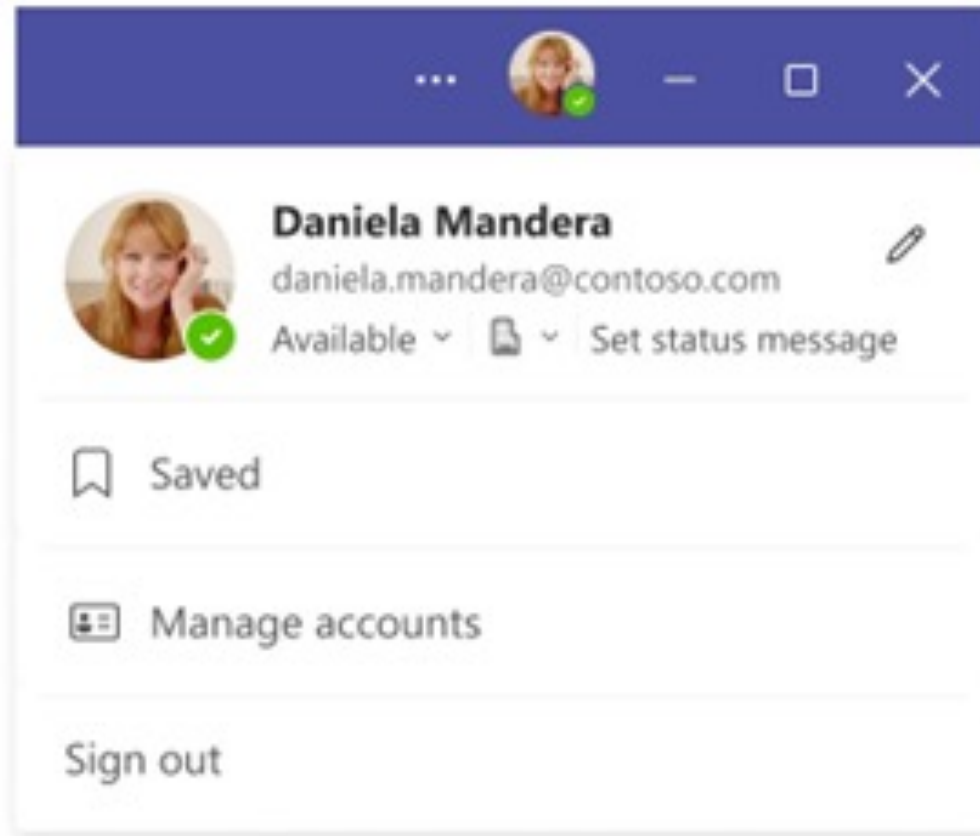




# Compact chat list



# Work location in Teams



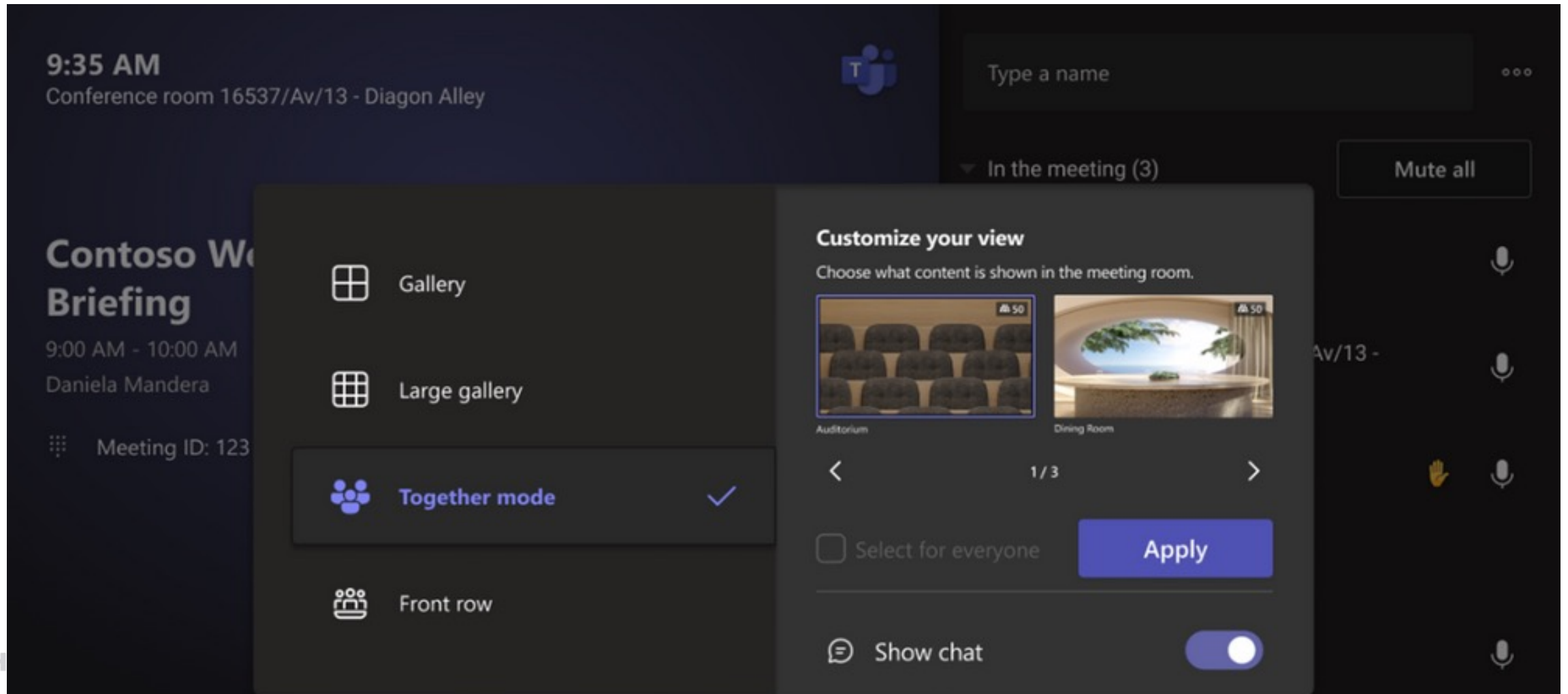
# Teams Rooms and Devices



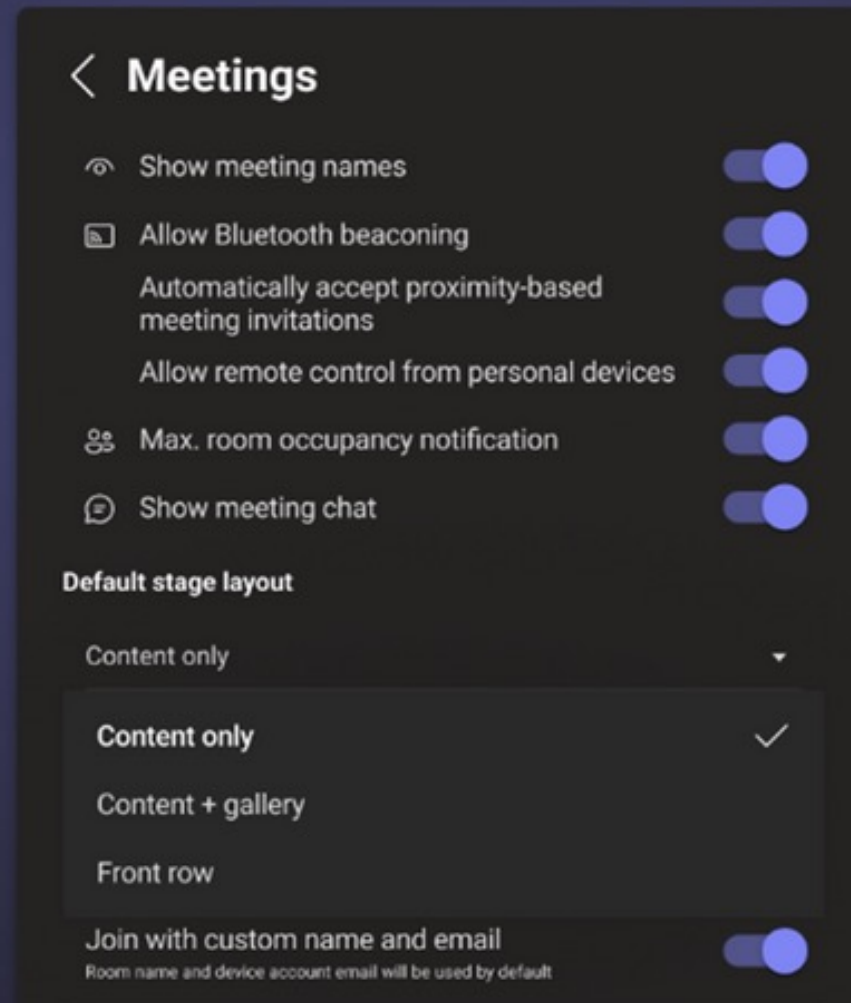
# Custom background enhancements for Teams Rooms on Windows



# View Together mode for everyone on MTRoW



# Default meeting layout controls for MTRoA



# Teams Button enhancements for your meetings



# Lenovo ThinkSmart Core with Lenovo IP Controller Kit for Microsoft Teams Rooms on Windows





# Yealink MVC860-C5 Bundle for Microsoft Teams Rooms on Windows



# Cisco Room Kit Pro for Teams Rooms on Android



# Cisco Desk Pro on Teams Rooms on Android



# Poly Studio X52 and TC 10 for Microsoft Teams Rooms on Android



# Poly G7500 with Shure Microflex Large Room Bundle for Microsoft Teams Rooms on Android



# Biamp Vidi 250 camera



# Vaddio RoboSHOT 30E-M HD PTZ camera certified for Microsoft Teams Rooms on Windows



# Poly Voyager Surround 80 UC Headset





# SIP Gateway now supports Edge series IP Phones from Poly



# Lenovo ThinkSmart View Plus Teams Display



# Mixed



## Frontline Worker and vertical solutions

- Frontline workers using shared Android devices can use Outlook, Edge, Viva Engage, and Power Apps
- Walkie Talkie Auto Connect

## IT Admin and Security

- Teams Security
- New widget for unspent Azure consumption commitment



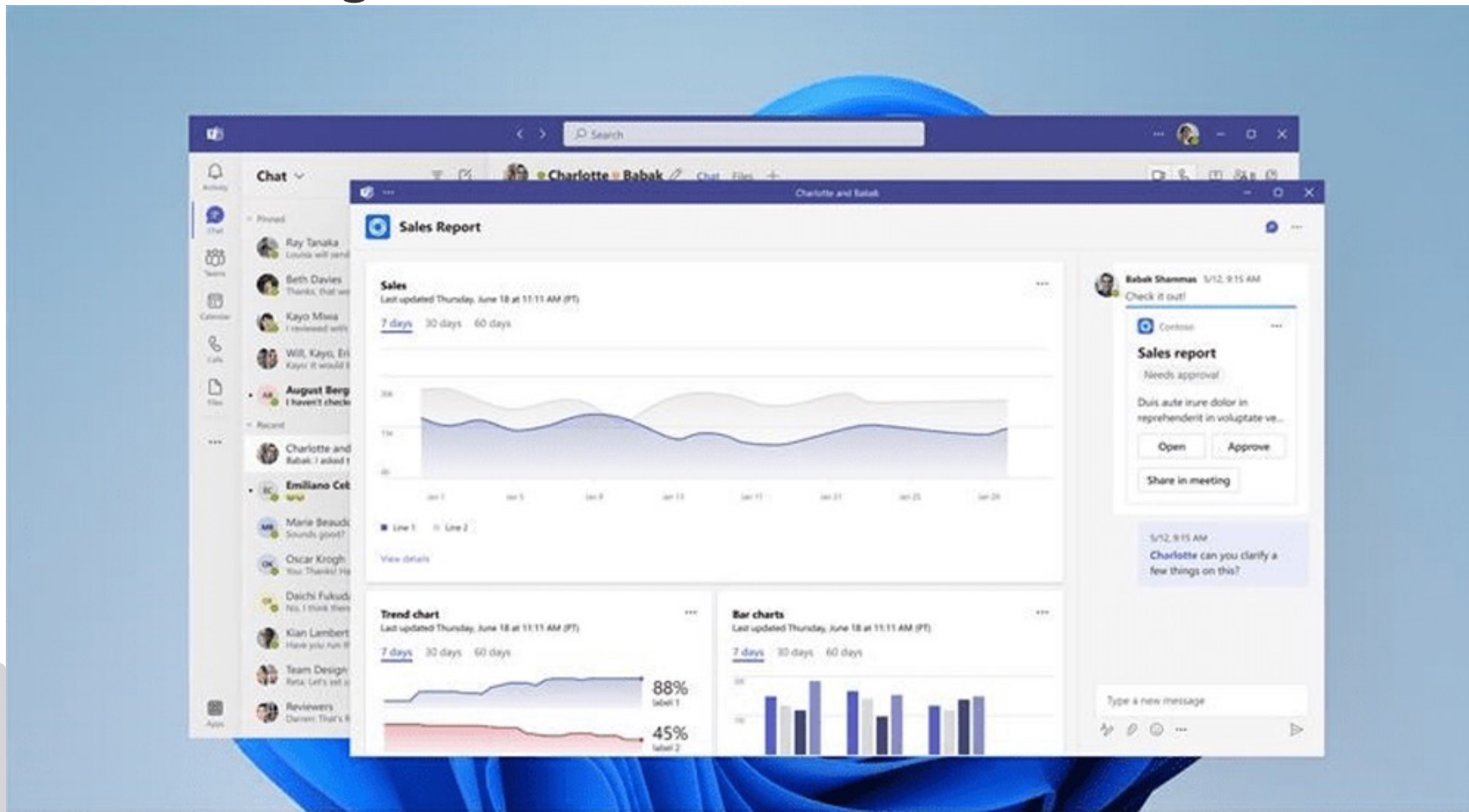
# Mobile

- Attach cloud files in chat and channel from teams mobile
- Updated companion mode for Android meetings



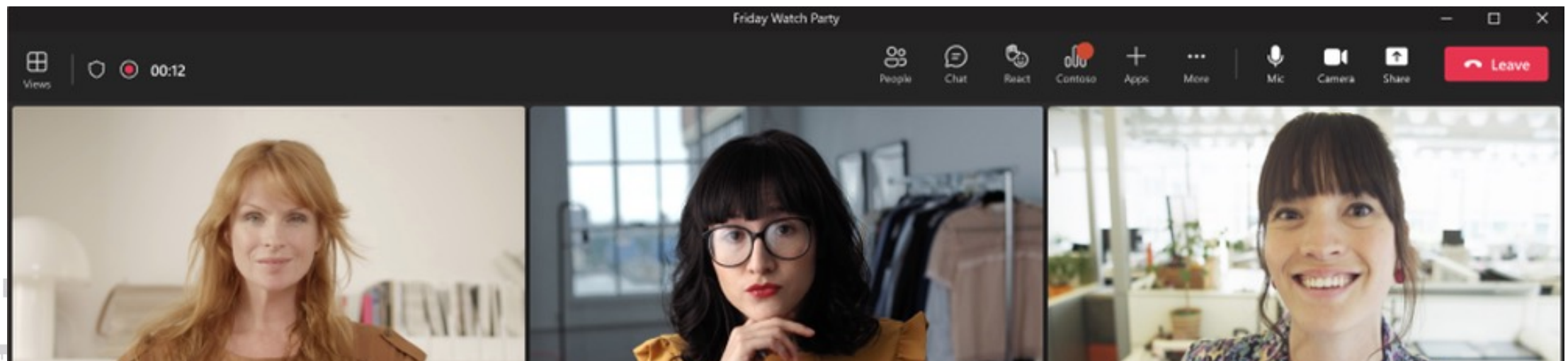
# Platform

- Collaborative Stageview



# Platform

- Export API Support for Teams Control Messages
- Search improvements Teams App Store
- Share App to Channel or Chat
- Allow meeting apps to show an indicator on their icon to signal new activity



# Webinars and Events

- Expanding up to 10,000 users in Distribution Lists for lobby policy in Teams meeting





# Aus dem Meeting



# Reference Links / additional sources

- What's New in Microsoft Teams | June 2023
  - <https://techcommunity.microsoft.com/t5/microsoft-teams-blog/what-s-new-in-microsoft-teams-june-2023/ba-p/3855655>



# Thank you! – Lets connect



**Michael Plettner**

Co-Founder, CEO und Managing  
Consultant bei in2success GmbH



<https://twitter.com/plemich>

