

Microsoft Teams User Group # 35

Braucht man noch SBCs / Shared Channels


<https://www.teams-ug.eu>



@TeamsUG_DE


Die Teams UG stellt sich vor

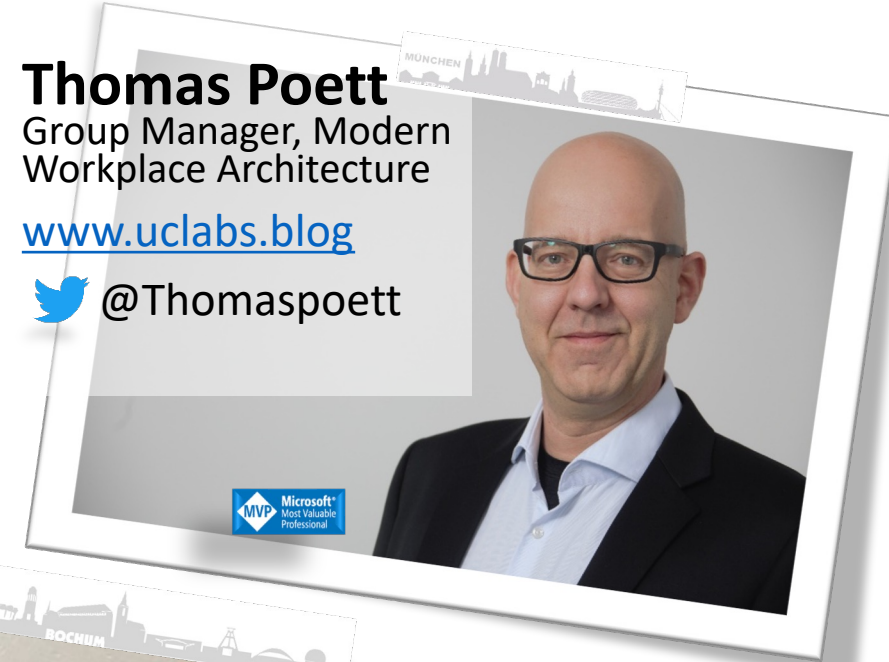



Adrian Ritter
Cloud Architect
 @adrianritter
<https://cloudkumpel.de>

Martin Rövekamp
Modern Workplace
Consultant
[LinkedIn Link](#)



Thomas Poett
Group Manager, Modern
Workplace Architecture
www.uclabs.blog
 @Thomaspoett



Michael Plettner
Co-Founder & CEO
 @plemich



<https://talkm365.net>
 @talkm365



Thorsten Pickhan
Microsoft UC Consultant
 @tpickhan
<https://office365.thorpick.de>

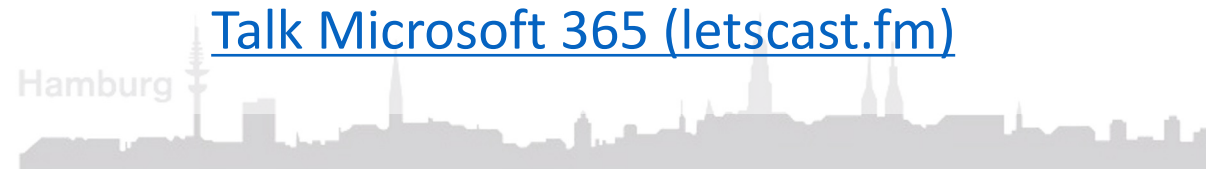
Zeit	Agenda
18:10	Welcome
18:15	Office 365 - What's New (Adrian Ritter)
18:35	SBC in der heutigen Zeit (Michael Plettner)
19:15	Pause
19:30	Shared Channels (Thomas Poett)
20:10	Netzwerken



WERBUNG in eigener Sache: Talk Microsoft 365

- <https://talkm365.net> |  @talkm365
- Talk Format von Thorsten und mir
- Themen rund um Microsoft 365
- Specials zu besonderen Themen / Events
- Verfügbar als Videos, Podcasts und Stream
 - <https://youtube.talkm365.net>
 - Podcast z.B. via Spotify, Apple Podcasts, etc.

[Talk Microsoft 365 \(letslisten.fm\)](https://letslisten.fm/talkm365)



WERBUNG in eigener Sache: Decode AI

- Ralf Richter und ich sprechen über AI Themen
- Mit Gästen
- Deutsch und Englisch
- Verfügbar: Überall wo es Podcasts gibt



Save the Date – Community Dates

- Microsoft 365 Café – 29.02.2024
 - [Events von Office 365 Meetup](#)
- Rhein-Neckar Modern Workplace MeetUp – 29.02.2024
 - [\(2\) Rhein-Neckar Modern Workplace Meetup - Februar 2024 | LinkedIn](#)
- Global AI BootCamp Deutschland – 07.03.2024
 - [Microsoft Virtual Events Powered by Teams](#)
- M365 Summit – 07./08.05.2024
 - [M365 Summit 07.-08. Mai 2024 \(m365-summits.de\)](#)



Feedback gewünscht und benötigt



<https://forms.microsoft.com/r/nJpnTTqNgC>

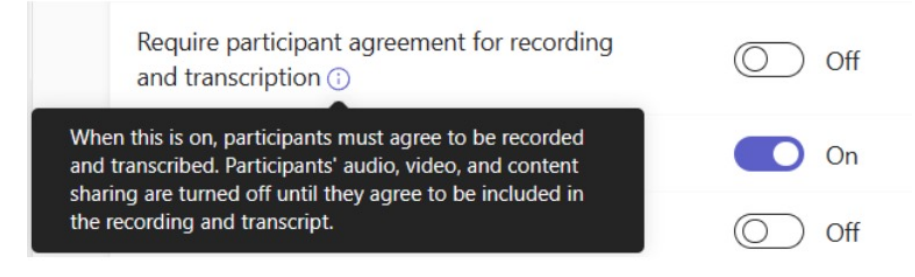


Teams

Meeting Recordings & Transcriptions
werden im Organisator OneDrive
gespeichert.


Neue Policy für Transcript Download.

Transcript zustimmung erforderlich (Mitte-
Ende Mai)



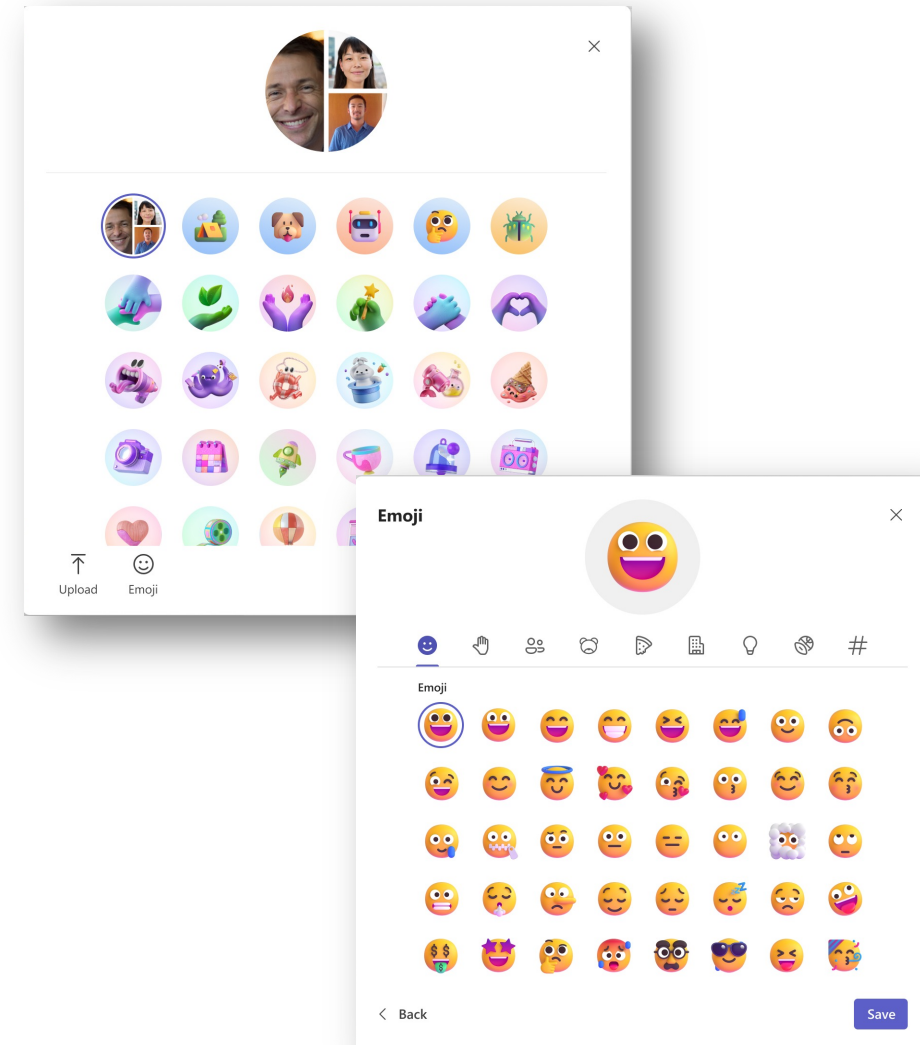
Teams

Neue Teams **Web** – GA für Firefox, Safari und Linux



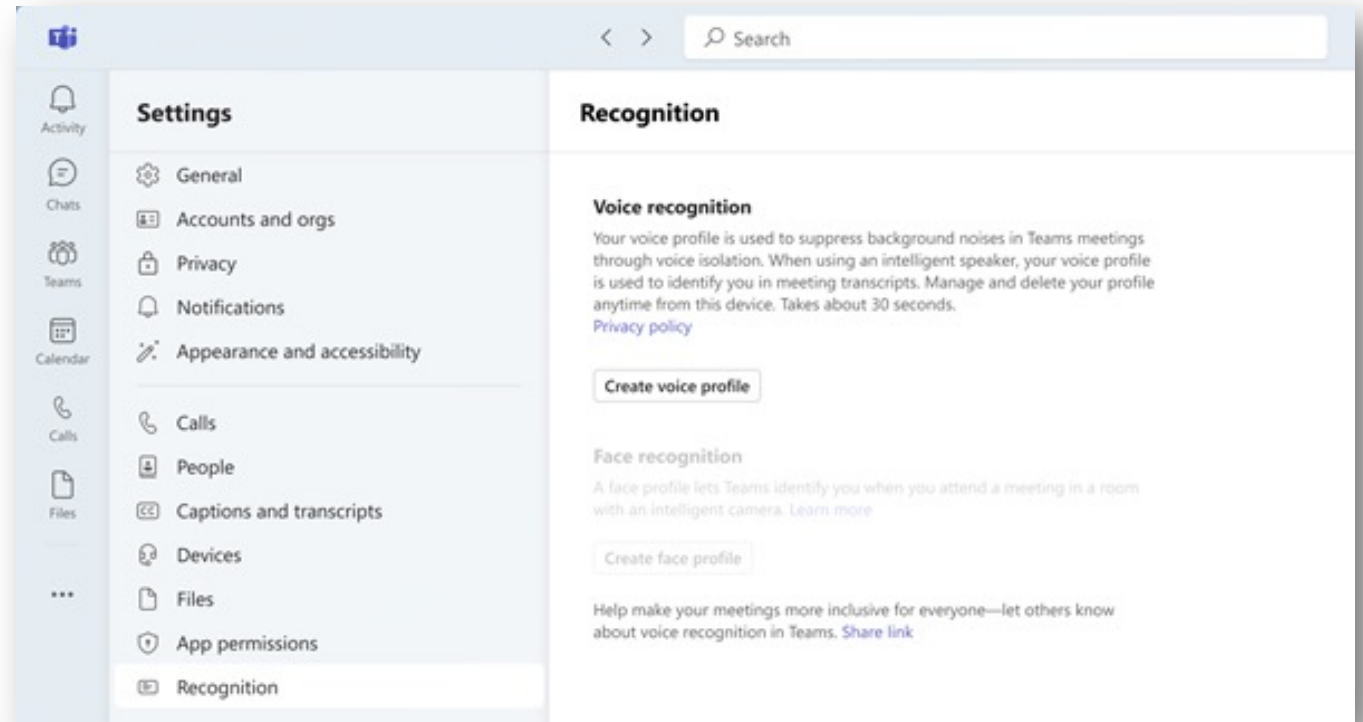
Teams

Gruppenchat Icon kann nun angepasst werden 🎉



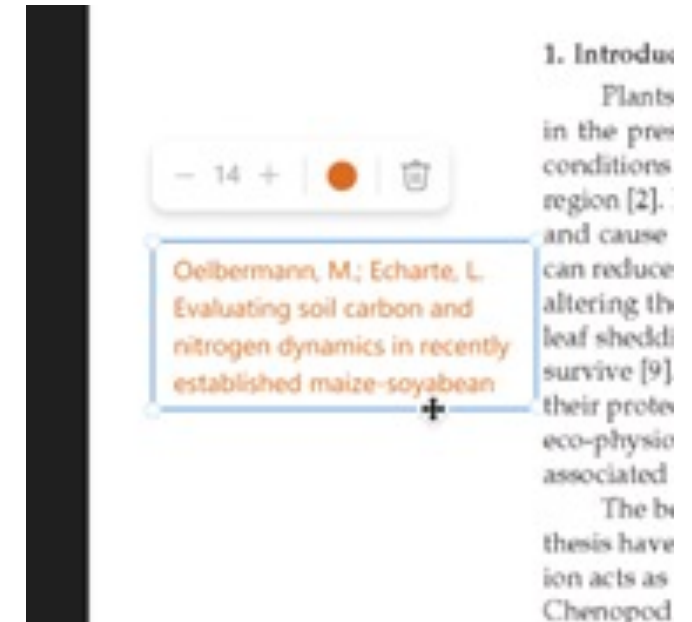
Teams

Voice Isolation



SharePoint / OneDrive

OneDrive „Boxed Annotations“



SharePoint & OneDrive

Syntex Autofill Spalte (Juni 2024)



Autofill - Client responsibilities

Automatically generate content to fill this column.

[Learn more about autofill](#)

Edit the prompt

What are the client responsibilities of this agreement? Keep the answer brief. If no answer is found, respond with the value "None Found".

+ generic question prompt example

+ need some ideas?

Test the prompt

Select a test file

Liberty's Delightful Sinful ...

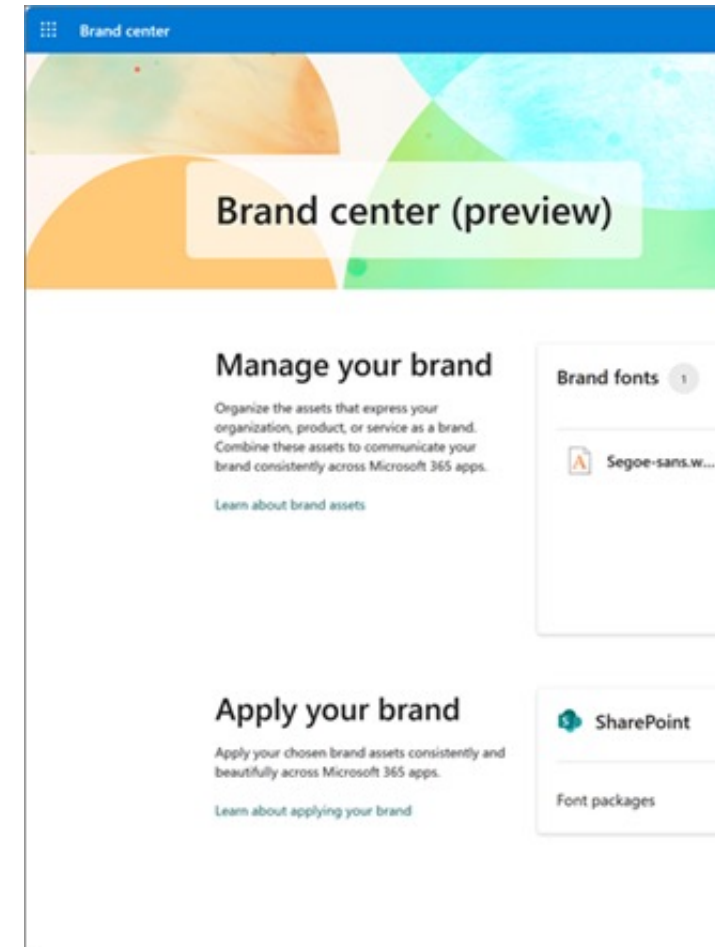
Test

Result

Pursuant to and in conformance with any standards, guidelines and/or specifications which may be provided by Contoso Electronics. Liberty's Delightful Sinful Bakery

SharePoint & OneDrive

SharePoint Brand Center (Fonts / Themes)

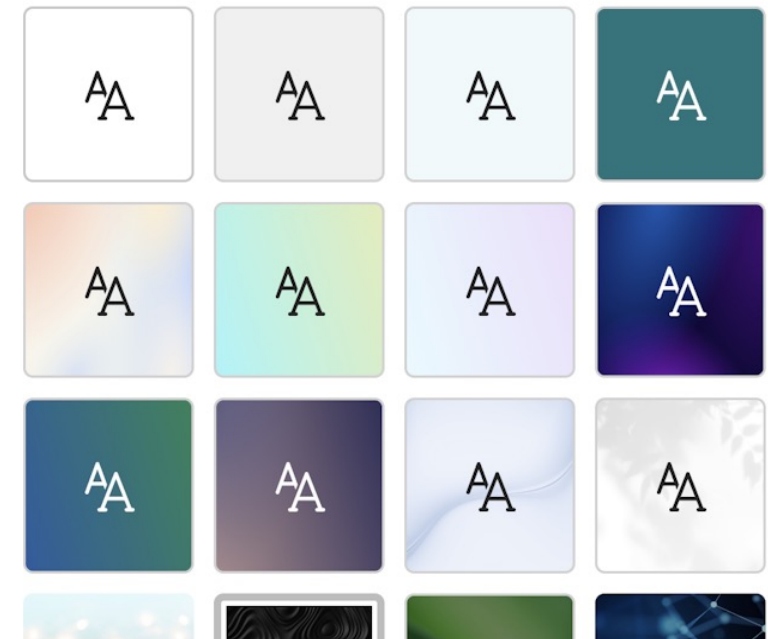


SharePoint & OneDrive

Custom Scripts abgekündigt (anfang Mai)

- Bestehende Sites nicht betroffen
- Funktion kann bis November per PS reaktiviert werden.

Neue SharePoint Abschnitt Hintergründe



Microsoft Loop

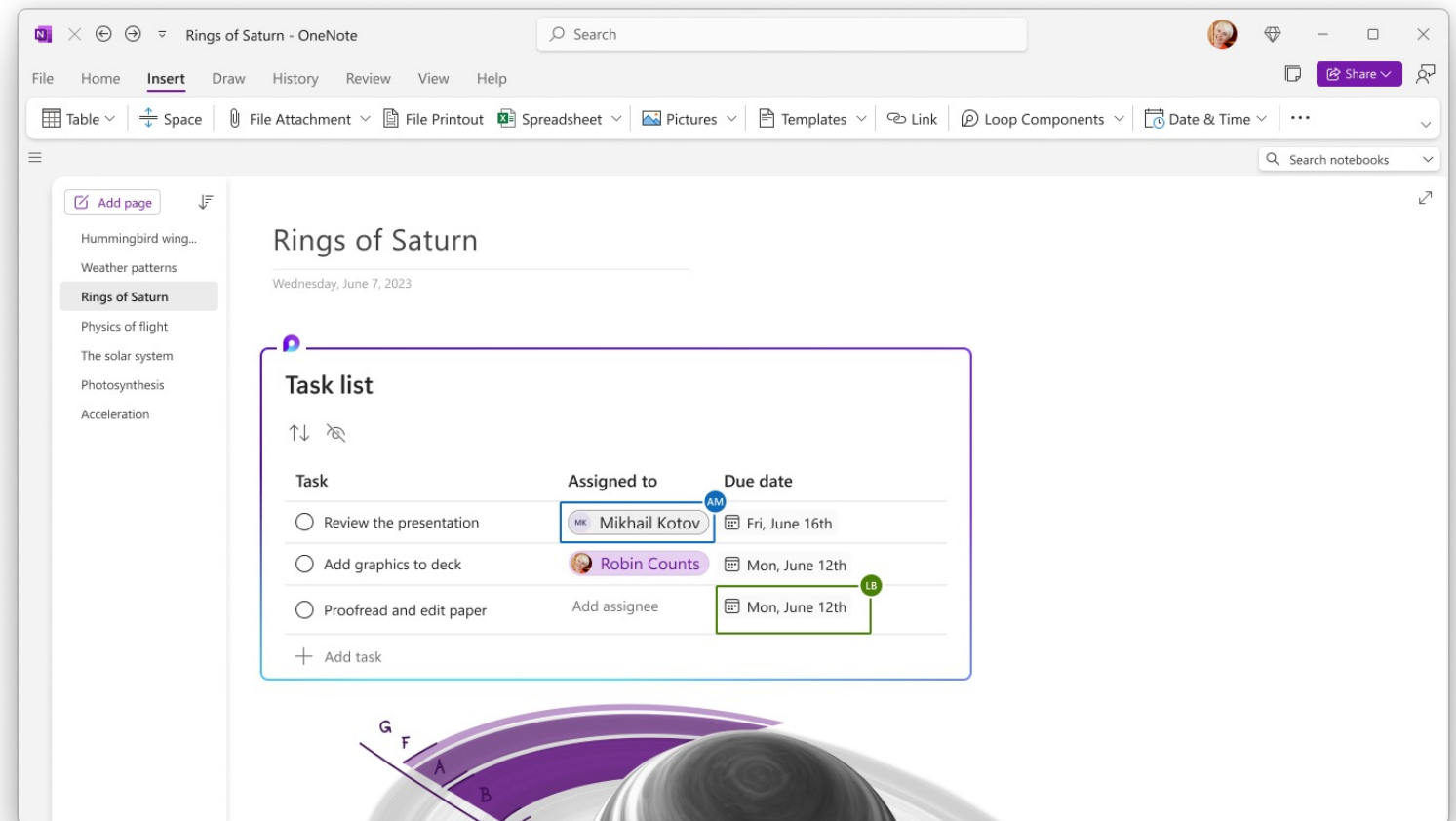
Loop in OneNote (Web Mai, Desktop Juli)

Sensitivity Label:

Guest Sharing

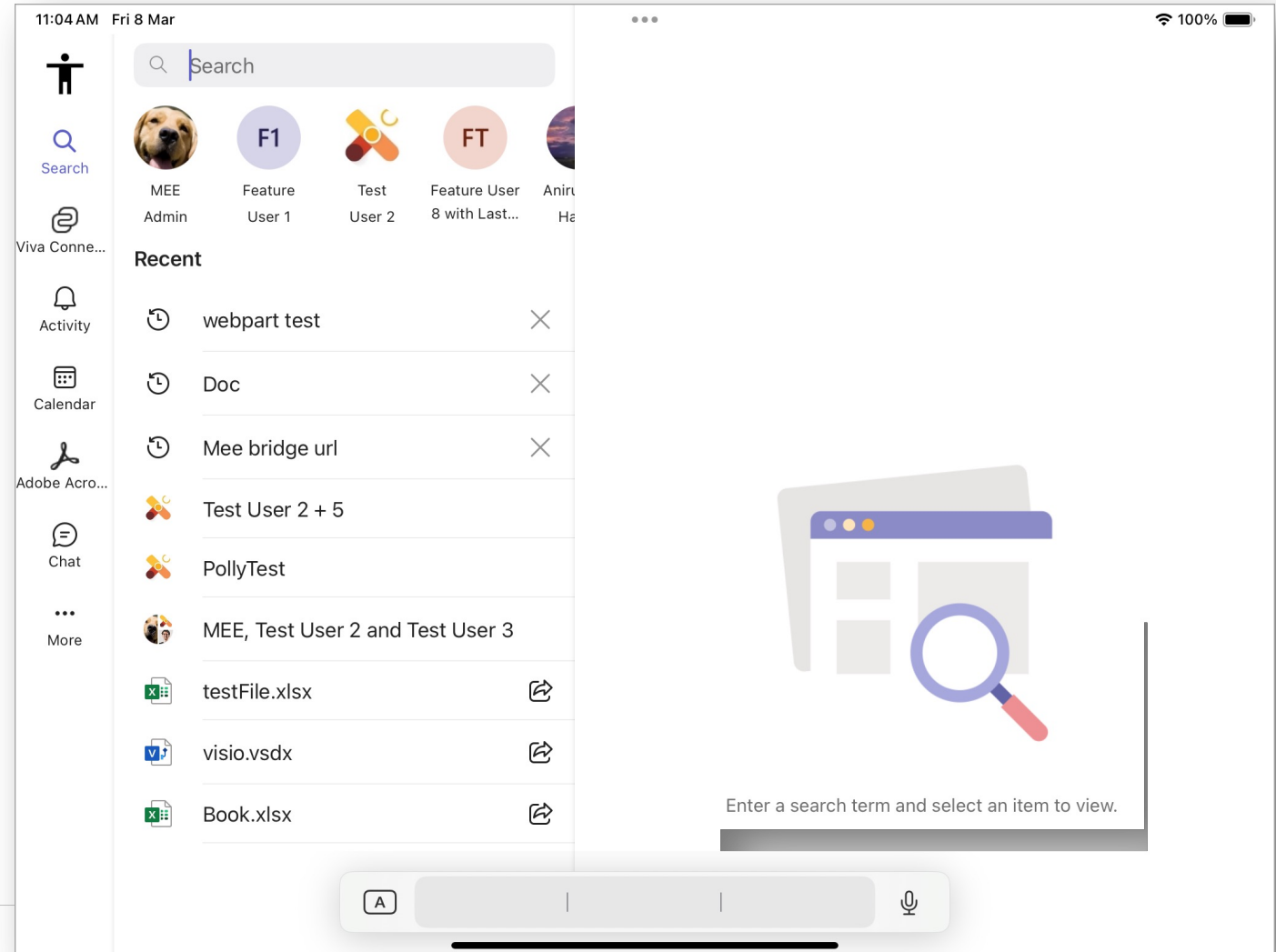
Rollout: Ohne Sensitivity Label „Jetzt“

Mit Sensitivity Label: nach der
Verfügbarkeit von Sensitivity Label
für Loop (Q1/Q2 `24)



Viva Connections


Suche in der Teams App für Android
und iPad OS




Microsoft Lists

Microsoft Forms für die
Formularanpassung

Formulare > Easter Gathering

✓ Gespeicherte Är  Vorschau ✕

Anpassen  Formular senden

✓ **Felder ein- oder ausblenden**

Ausgewählte Felder werden auf dem Formular angezeigt

☐ Alle auswählen

☒ I will join

☒ I will bring...

☐ Titel

> Designs

> Einstellungen

Easter Gathering

Join Form

☒ I will join

Option auswählen

☒ I will bring...

Describe what you will bring to the gathering, food... drinks...

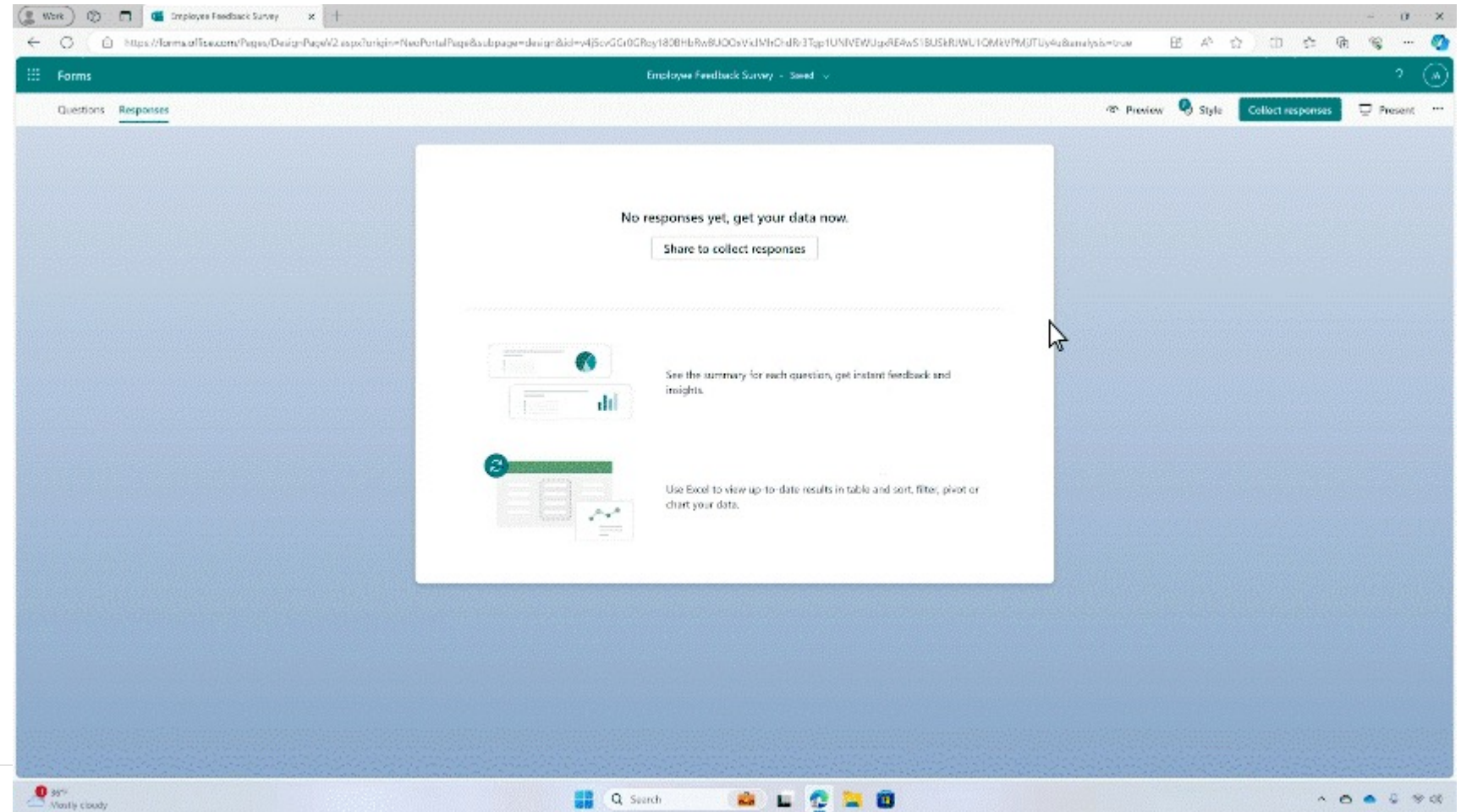
Hier schreiben...

+ Neues Feld hinzufügen



Microsoft Forms

Excel Data Sync



Nächstes Event

26. Juni 2024

<https://www.teams-ug.eu>



@TeamsUG_DE

Feedback zur Teams UG 35



<https://forms.microsoft.com/r/nJpnTTqNgC>

Microsoft Teams User Group # 35

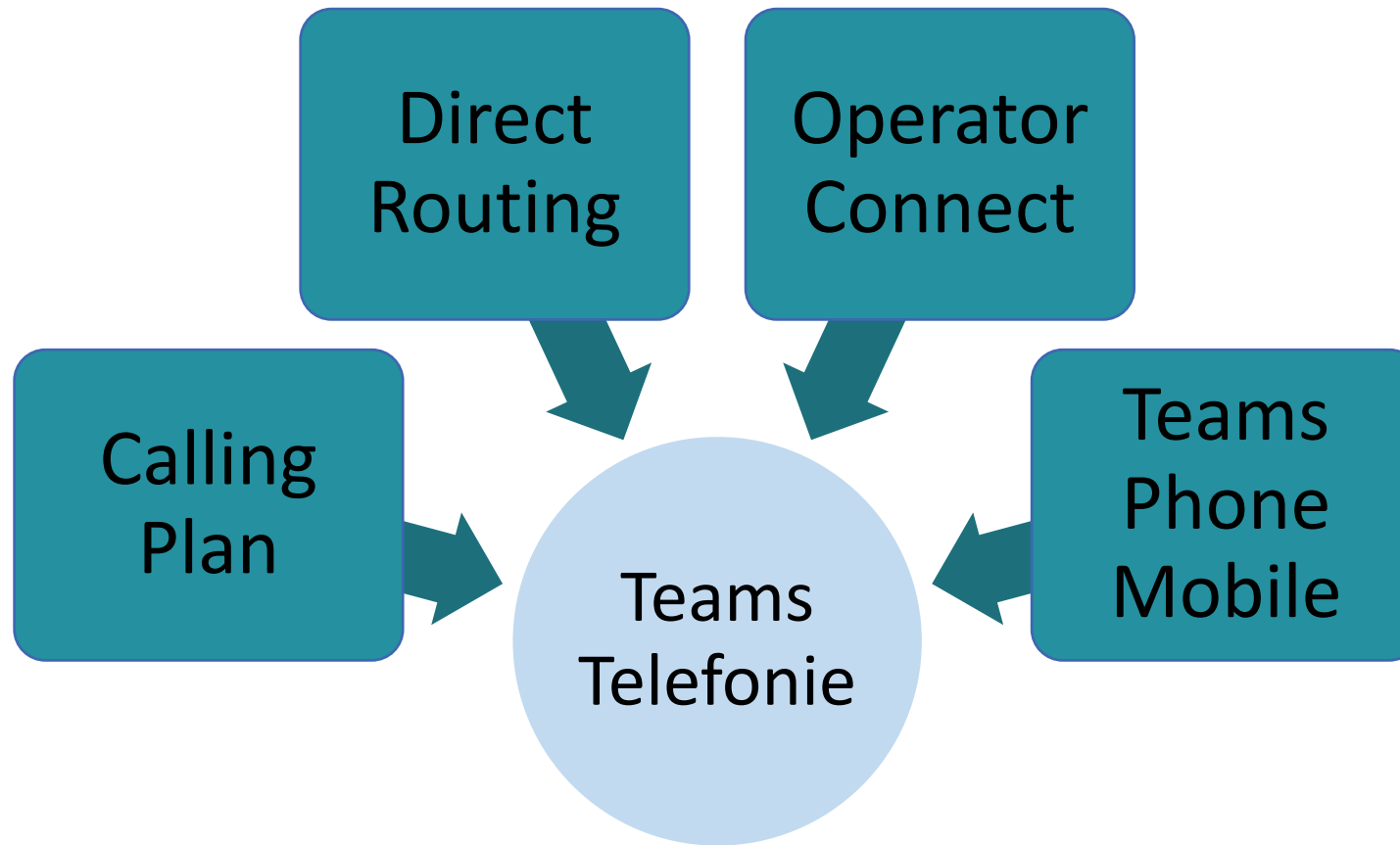
Braucht man noch einen SBC?

<https://www.teams-ug.eu>

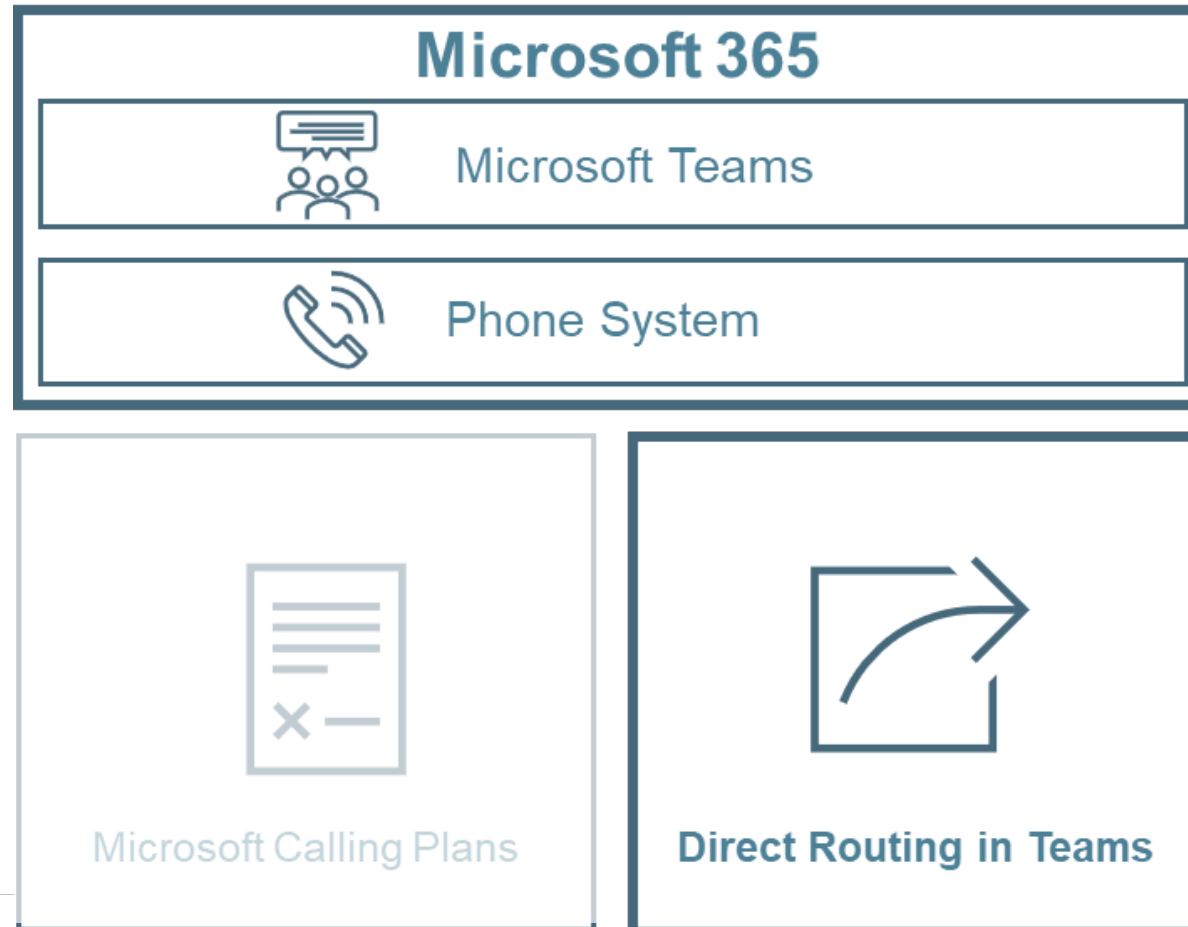


@TeamsUG_DE

Übersicht Microsoft Telefonie



Microsoft Teams Phone System – Direct Routing



**E1/E3 Lizenz
+ Phone System**

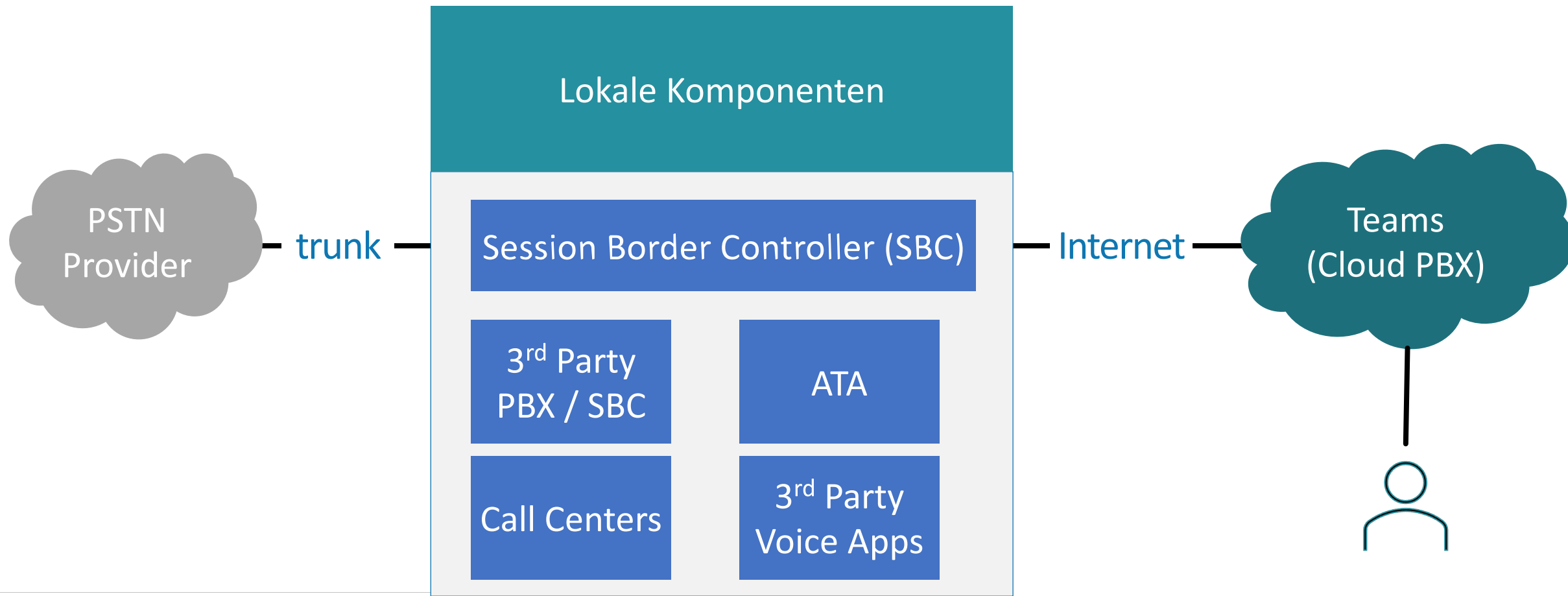
**+ Session Border
Controller**

oder

**E5 Lizenz
+ Session Border
Controller**

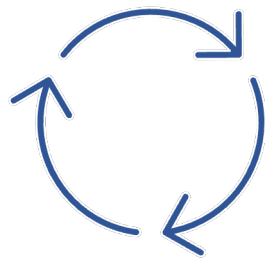


Microsoft Teams Telefonie – Direct Routing



SBC - Anywhere

- SBC “übersetzt” Provider SIP zu Microsoft Teams SIP & vice versa
- "Firewall" für SIP Kommunikation
- Physikalisch oder virtuell
- Public cloud provider wie Amazon AWS und Microsoft Azure sind supported




SBC – Meiner oder Deiner?

Self - hosted

- Volle Kontrolle
- Eigene Verantwortung
 - HA
 - Support
 - Updates
- Speziallösungen

3rd - Party hosted

- Meistens günstiger
- Je nach Anbieter flexible (oder auch nicht)
- Meist shared-components
- Standard-Einstellungen



SBA



Neue Funktionen der Survivable Branch Appliance

- Im nächsten Quartal werden wir Unterstützung für die Anrufweiterleitung, -weiterleitung und die Möglichkeit hinzufügen, Anrufweiterleitungseinstellungen für Anrufe in einer Anrufwarteschleife oder einer automatischen Telefonzentrale im Falle eines Ausfalls zu verwalten.
- Partnerschaft mit AudioCodes bei der Unterstützung der Überlebensfähigkeit von Geräten, die mit SIP Gateway kompatibel sind.
 - Public Preview und verfügbar in ersten Hälfte des Jahres 2024



Nächstes Event

26. Juni 2024

<https://www.teams-ug.eu>



@TeamsUG_DE

Feedback zur Teams UG 35



<https://forms.microsoft.com/r/nJpnTTqNgC>

Teams Shared Channels and B2B direct connect

What, where, why and how


<https://www.teams-ug.eu>



@TeamsUG_DE


Die Teams UG stellt sich vor

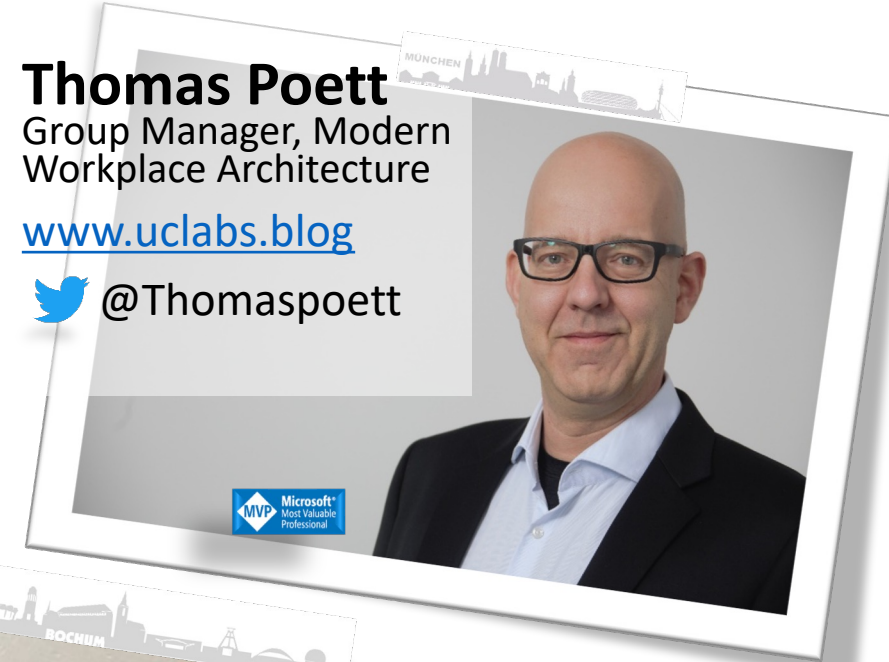



Adrian Ritter
Cloud Architect
 @adrianritter
<https://cloudkumpel.de>

Martin Rövekamp
Modern Workplace
Consultant
[LinkedIn Link](#)



Thomas Poett
Group Manager, Modern
Workplace Architecture
www.uclabs.blog
 @Thomaspoett



Michael Plettner
Co-Founder & CEO
 @plemich



<https://talkm365.net>
 @talkm365



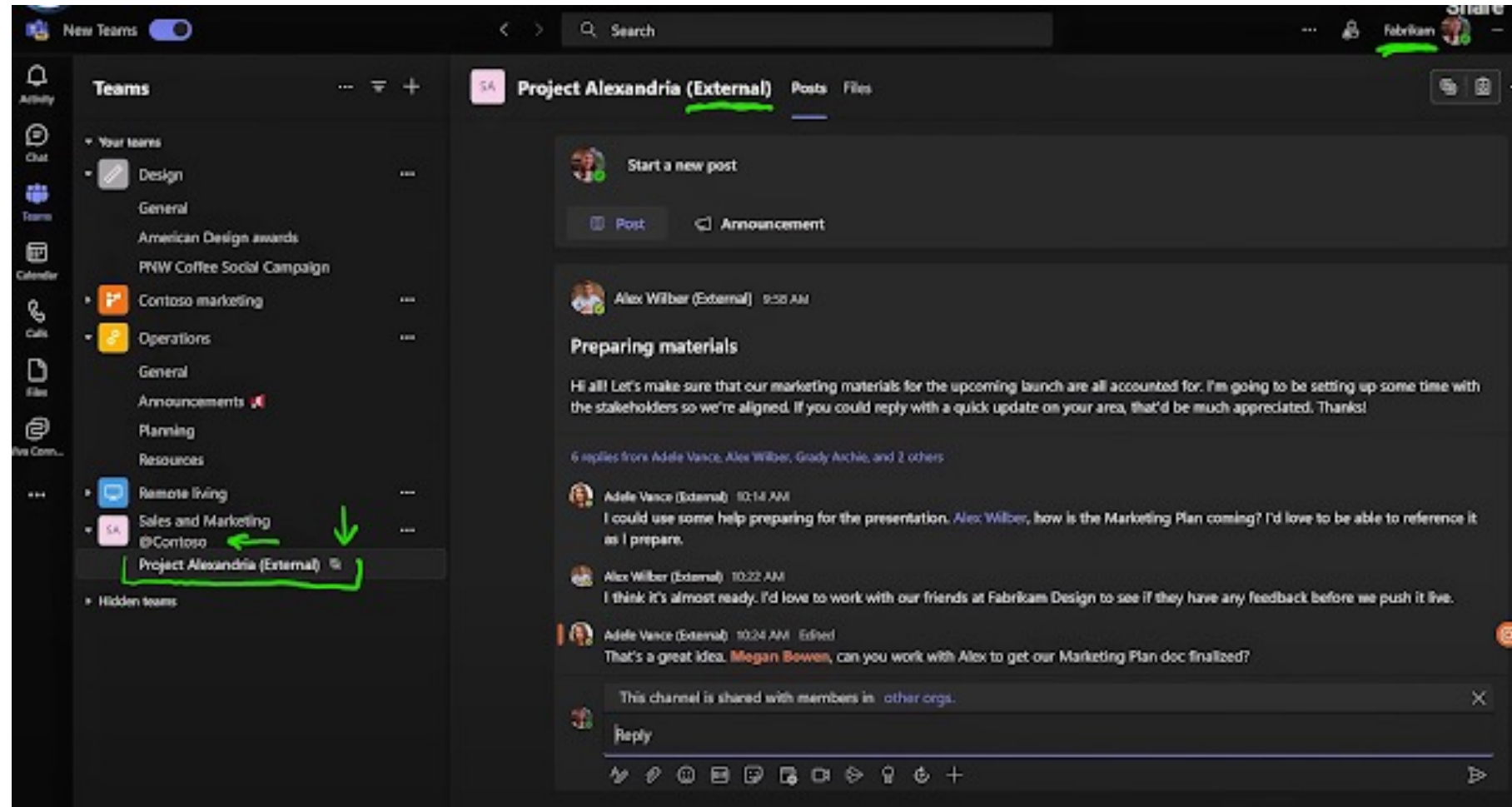
Thorsten Pickhan
Microsoft UC Consultant
 @tpickhan
<https://office365.thorpick.de>

Overview

New feature released last year – Shared Channels without the need of tenant switching



Shared Channel in B2B collaboration



Teams collaboration



Internal Org
collaboration



External Org
collaboration

- With Guest Users
- With Trusted Org Users (B2B direct connect users)



Another View B2B

- **B2B collaboration**
Collaborate with external users by letting them use their preferred identity to sign in to your Microsoft applications or other enterprise applications (SaaS apps, custom-developed apps, etc.). B2B collaboration users are represented in your directory, typically as guest users.
- **B2B direct connect**
Establish a mutual, two-way trust with another Microsoft Entra organization for seamless collaboration. B2B direct connect currently supports Teams shared channels, enabling external users to access your resources from within their home instances of Teams. B2B direct connect users aren't represented in your directory, but they're visible from within the Teams shared channel and can be monitored in Teams admin center reports.
- **Azure AD B2C**
Publish modern SaaS apps or custom-developed apps (excluding Microsoft apps) to consumers and customers, while using Azure AD B2C for identity and access management.
- **Microsoft Entra multi-tenant organization**
Collaborate with multiple tenants in a single Microsoft Entra organization via cross-tenant synchronization.



Guest Users vs. Mutual Trusted Users

Guest Users

- Guest User is created in your tenant
- The guest user is a special “contact” in your tenant, which trusted authentication from their home tenant
- Only ONE Org can “trust” Guest Users
- User tenant switching with SIGN-IN required

B2B Connect Users (mutual trust)

- No Guest User is created in your tenant
- Pre-se all uses from another tenant are mutual trusted and can be used for cross-org collaboration
- Limitation based on opposite groups possible
- BOTH Orgs must trust each other (In- / Out-Bound Trusts required)
- NO additional SING-IN required



When should I use a shared channel?

To collaborate with:	Shared channel	Standard channel	Private channel
Everyone on your team	✓	✓	
Specific people on your team	✓		✓
People outside your team	✓		
People outside your org	✓ (when both orgs use Microsoft Entra ID B2B direct connect for cross-org access)	✓ (when your org uses Microsoft Entra ID B2B external collaboration for external guests)	✓ (when your org uses Microsoft Entra ID B2B external collaboration for external guests)
People outside your org (without them switching orgs)	✓		

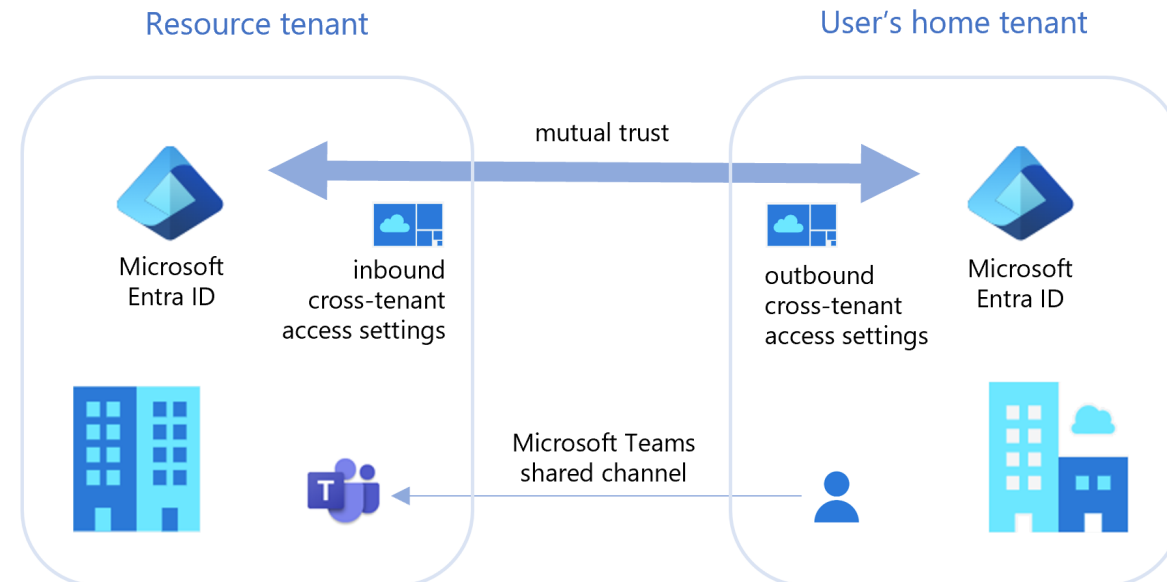
Note: People outside your org need to have a work or school Teams account to participate as members in a shared channel, and admins for both orgs must enable B2B direct connect.



Limited to Teams Shared Channels only (today)

- Today, B2B direct connect ONLY works with Teams Shared Channels
- For all other resources, GUEST USERS are required !

B2B direct connect

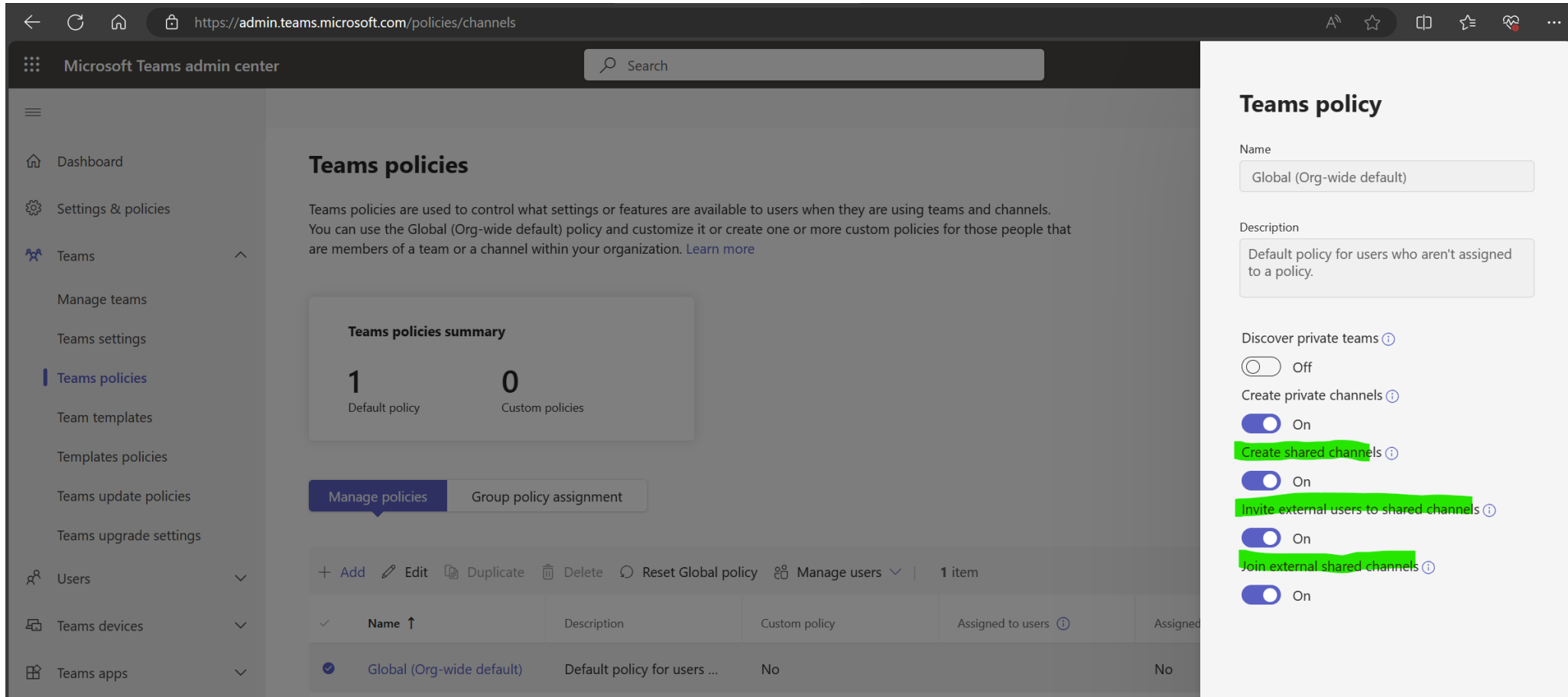


Prepare Teams in Admin Center

First adjust Teams settings



Set or define a Teams Policy for Shared Channel



Microsoft Teams admin center

Teams policies

Teams policies are used to control what settings or features are available to users when they are using teams and channels. You can use the Global (Org-wide default) policy and customize it or create one or more custom policies for those people that are members of a team or a channel within your organization. [Learn more](#)

Teams policies summary

1 Default policy 0 Custom policies

[Manage policies](#) [Group policy assignment](#)

+ Add Edit Duplicate Delete Reset Global policy Manage users 1 item

Name	Description	Custom policy	Assigned to users	Assigned
Global (Org-wide default)	Default policy for users ...	No	No	No

Teams policy

Name: Global (Org-wide default)

Description: Default policy for users who aren't assigned to a policy.

Discover private teams: Off

Create private channels: On

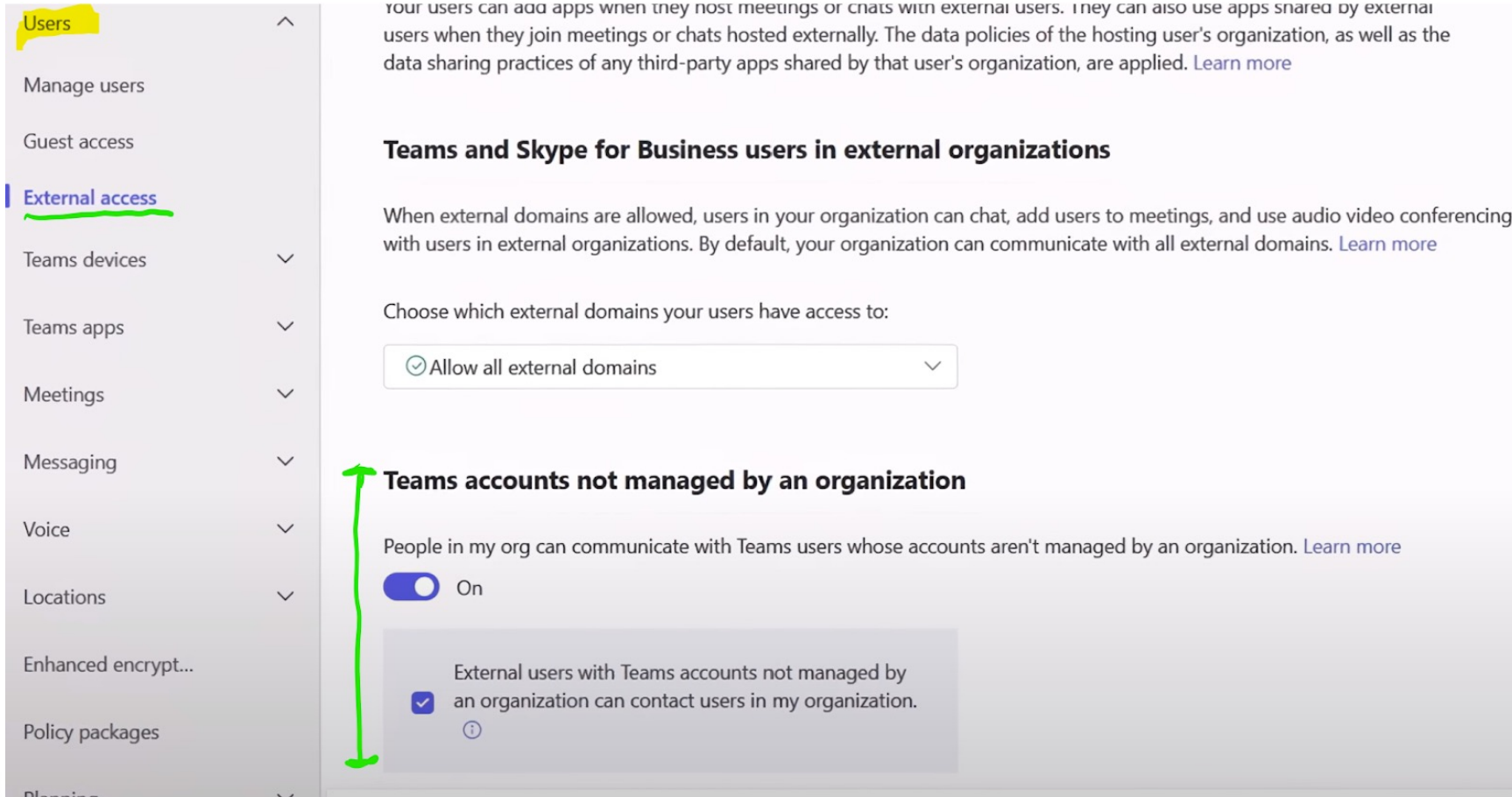
Create shared channels: On

Invite external users to shared channels: On

Join external shared channels: On



Configure external access in Teams



your users can add apps when they host meetings or chats with external users. They can also use apps shared by external users when they join meetings or chats hosted externally. The data policies of the hosting user's organization, as well as the data sharing practices of any third-party apps shared by that user's organization, are applied. [Learn more](#)

Teams and Skype for Business users in external organizations

When external domains are allowed, users in your organization can chat, add users to meetings, and use audio video conferencing with users in external organizations. By default, your organization can communicate with all external domains. [Learn more](#)

Choose which external domains your users have access to:

☒ Allow all external domains

Teams accounts not managed by an organization

People in my org can communicate with Teams users whose accounts aren't managed by an organization. [Learn more](#)

☒ On

☒ External users with Teams accounts not managed by an organization can contact users in my organization. [?](#)



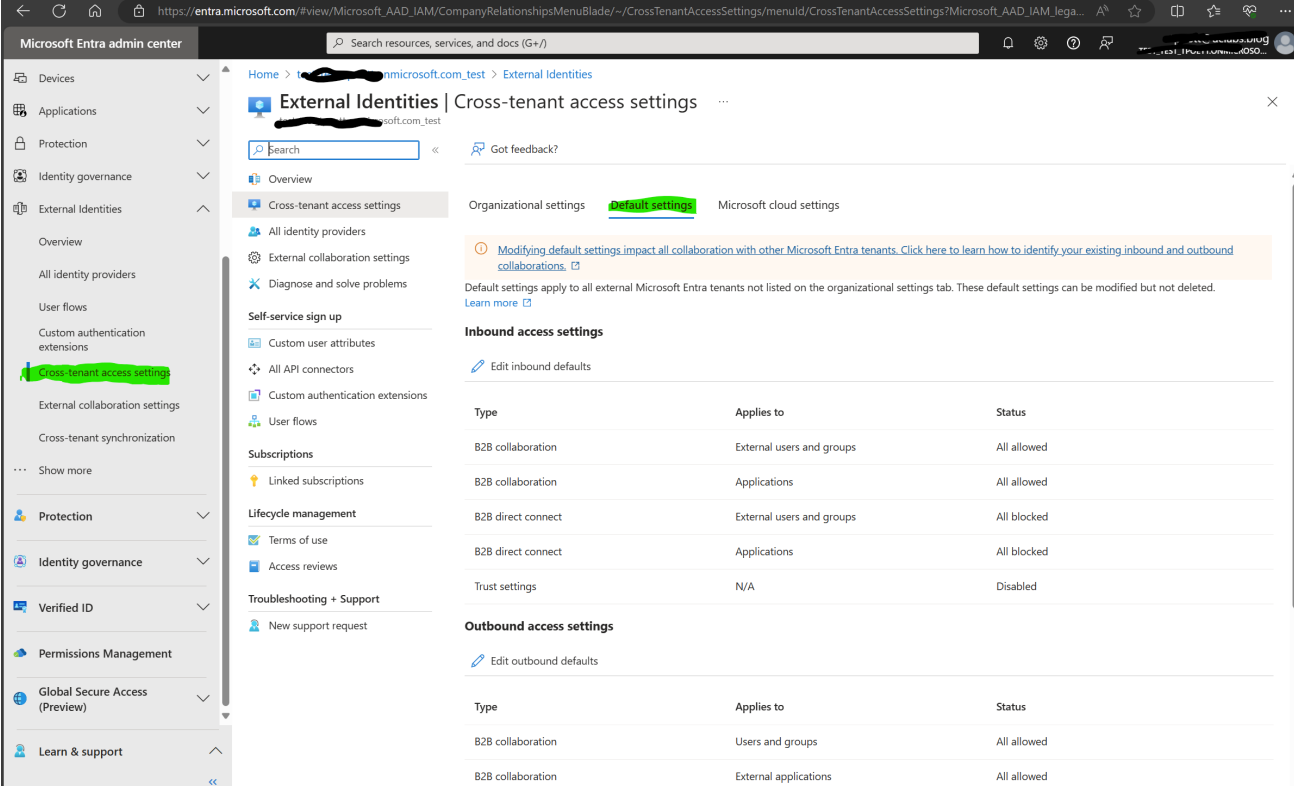
A woman with dark curly hair, wearing a blue blazer, stands in a modern meeting room, pointing at a whiteboard. She is addressing a group of four people seated at a long white table. The room features large windows in the background, letting in bright light. The whiteboard has handwritten notes including 'MEETING TODAY', 'SUMMER VACATION', 'WEEKLY AGENDA', and 'BONUS'.

Prepare B2B Direct Connect in Entra ID Admin Center

Enable mutual tenant/ org trust

Entra ID

- External Identities
- Cross tenant settings
- Default Settings



Microsoft Entra admin center

Home > External Identities > Cross-tenant access settings

Search resources, services, and docs (G+)

External Identities | Cross-tenant access settings

Overview

Cross-tenant access settings

Organizational settings

Default settings

Microsoft cloud settings

Modifying default settings impact all collaboration with other Microsoft Entra tenants. Click here to learn how to identify your existing inbound and outbound collaborations.

Default settings apply to all external Microsoft Entra tenants not listed on the organizational settings tab. These default settings can be modified but not deleted.

Learn more

Inbound access settings

Edit inbound defaults

Type	Applies to	Status
B2B collaboration	External users and groups	All allowed
B2B collaboration	Applications	All allowed
B2B direct connect	External users and groups	All blocked
B2B direct connect	Applications	All blocked
Trust settings	N/A	Disabled

Outbound access settings

Edit outbound defaults

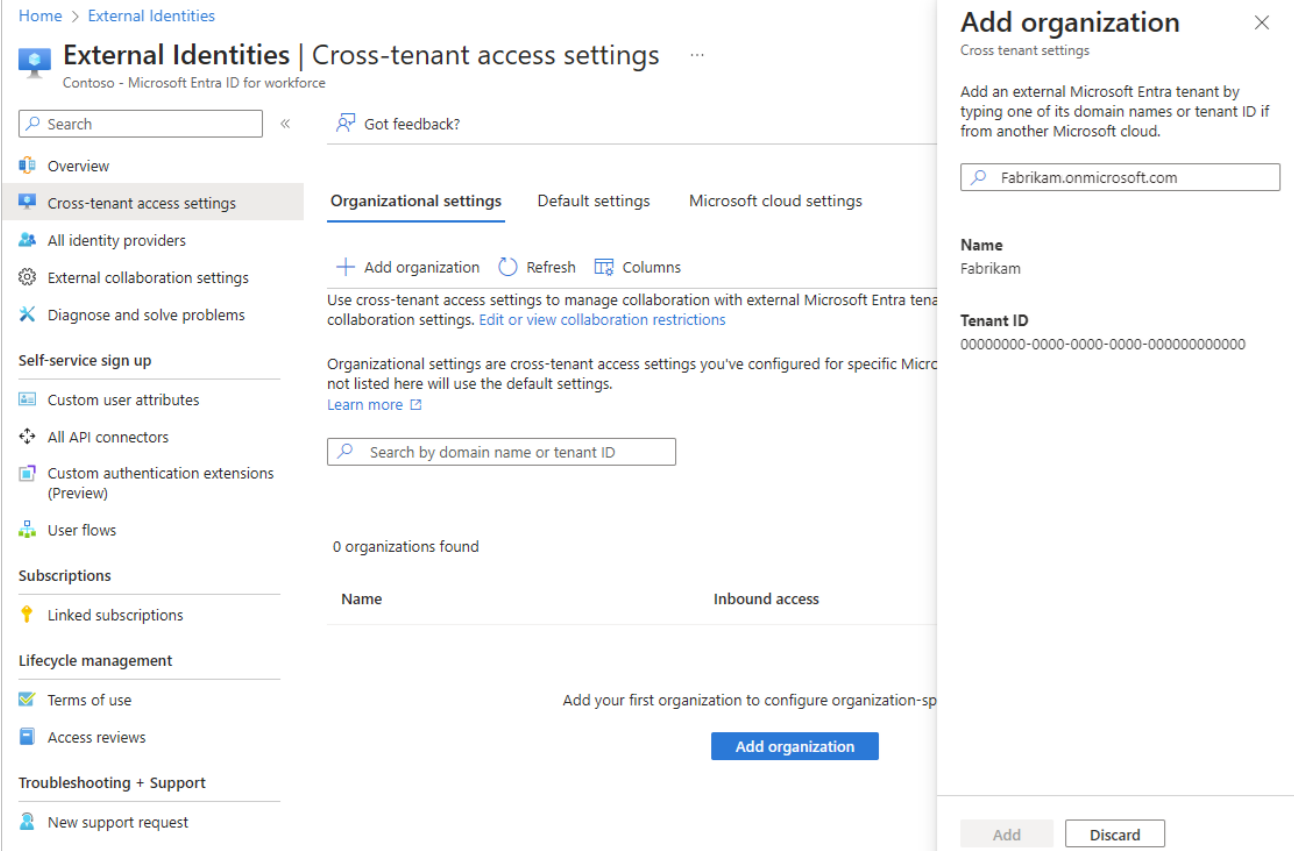
Type	Applies to	Status
B2B collaboration	Users and groups	All allowed
B2B collaboration	External applications	All allowed



Define Organization

Add Organization

And configure INBOUND/ OUTBOUND



The screenshot displays the Microsoft Entra ID External Identities console. The left sidebar contains navigation options: Overview, Cross-tenant access settings (selected), All identity providers, External collaboration settings, Diagnose and solve problems, Self-service sign up, Custom user attributes, All API connectors, Custom authentication extensions (Preview), User flows, Subscriptions, Lifecycle management, and Troubleshooting + Support. The main content area shows 'Organizational settings' with tabs for 'Organizational settings', 'Default settings', and 'Microsoft cloud settings'. It includes a search bar, a '+ Add organization' button, and a table with columns 'Name' and 'Inbound access'. A blue 'Add organization' button is at the bottom right. An 'Add organization' dialog is open on the right, showing a search for 'Fabrikam.onmicrosoft.com' and a 'Fabrikam' entry with a 'Tenant ID' of '00000000-0000-0000-0000-000000000000'. The dialog has 'Add' and 'Discard' buttons at the bottom.

Home > External Identities

External Identities | Cross-tenant access settings

Contoso - Microsoft Entra ID for workforce

Search << Got feedback?

Overview

Cross-tenant access settings

All identity providers

External collaboration settings

Diagnose and solve problems

Self-service sign up

Custom user attributes

All API connectors

Custom authentication extensions (Preview)

User flows

Subscriptions

Linked subscriptions

Lifecycle management

Terms of use

Access reviews

Troubleshooting + Support

New support request

Organizational settings | Default settings | Microsoft cloud settings

+ Add organization Refresh Columns

Use cross-tenant access settings to manage collaboration with external Microsoft Entra tenants. [Edit or view collaboration restrictions](#)

Organizational settings are cross-tenant access settings you've configured for specific Microsoft Entra tenants. Settings for tenants not listed here will use the default settings. [Learn more](#)

Search by domain name or tenant ID

0 organizations found

Name	Inbound access
------	----------------

Add your first organization to configure organization-specific settings.

Add organization

Cross tenant settings

Add an external Microsoft Entra tenant by typing one of its domain names or tenant ID if from another Microsoft cloud.

Search Fabrikam.onmicrosoft.com

Name
Fabrikam

Tenant ID
00000000-0000-0000-0000-000000000000

Add Discard



Add Org

Type DNS or Tenant ID

NOTE:
Sometime, the Tenant DNS isn't working. In
this case you must use the Tenant ID

Add organization

Cross tenant settings

Add an external Microsoft Entra tenant by
typing one of its domain names or tenant ID if
from another Microsoft cloud.

Name

Segelclub Irschener Winkel Chiemsee e.V.

Tenant ID

786d...-8699e5935dc2

Organizational settings

Default settings

Microsoft cloud settings

+ Add organization Refresh Columns

Use cross-tenant access settings to manage collaboration with external Microsoft Entra tenants. For non-Microsoft Entra tenants, use collaboration settings.
[Edit or view collaboration restrictions](#)

Organizational settings are cross-tenant access settings you've configured for specific Microsoft Entra tenants. Any Microsoft Entra tenants not listed here will use the default settings.

[Learn more](#)

1 organization found

Name	Inbound access	Outbound access	Tenan
Segelclub Irschener Winkel Chiemsee e.V.	Inherited from default	Inherited from default	Inherit



Defining INBOUND

If you define users and groups, you must use the identifier

External users and groups

Applications

Access status

☒ Allow access
 ☐ Block access

Applies to

☒ All external users and groups
 ☐ Select external users and groups

External users and groups

Applications

Access status

☒ Allow access
 ☐ Block access

Applies to

☒ All external users and groups
 ☐ Select external users and groups

External Identities >

Inbound access settings

B2B collaboration

B2B direct connect

B2B direct connect inbound access settings added to your tenant as guests. By selecting To establish a connection, an admin from 1 [Learn more](#)

External users and groups

Applications

Access status

☐ Allow access
 ☒ Block access

Applies to

☐ All external users and groups
 ☒ Select external users and groups

Add external users and groups

Save

Discard

Add other users and groups

Inbound access settings

Contact the external organization to get the object IDs for the users or groups you want to add.

00000000-1111-2222-3333-444444444444

user

11111111-2222-3333-4444-555555555555

group

Add

Submit

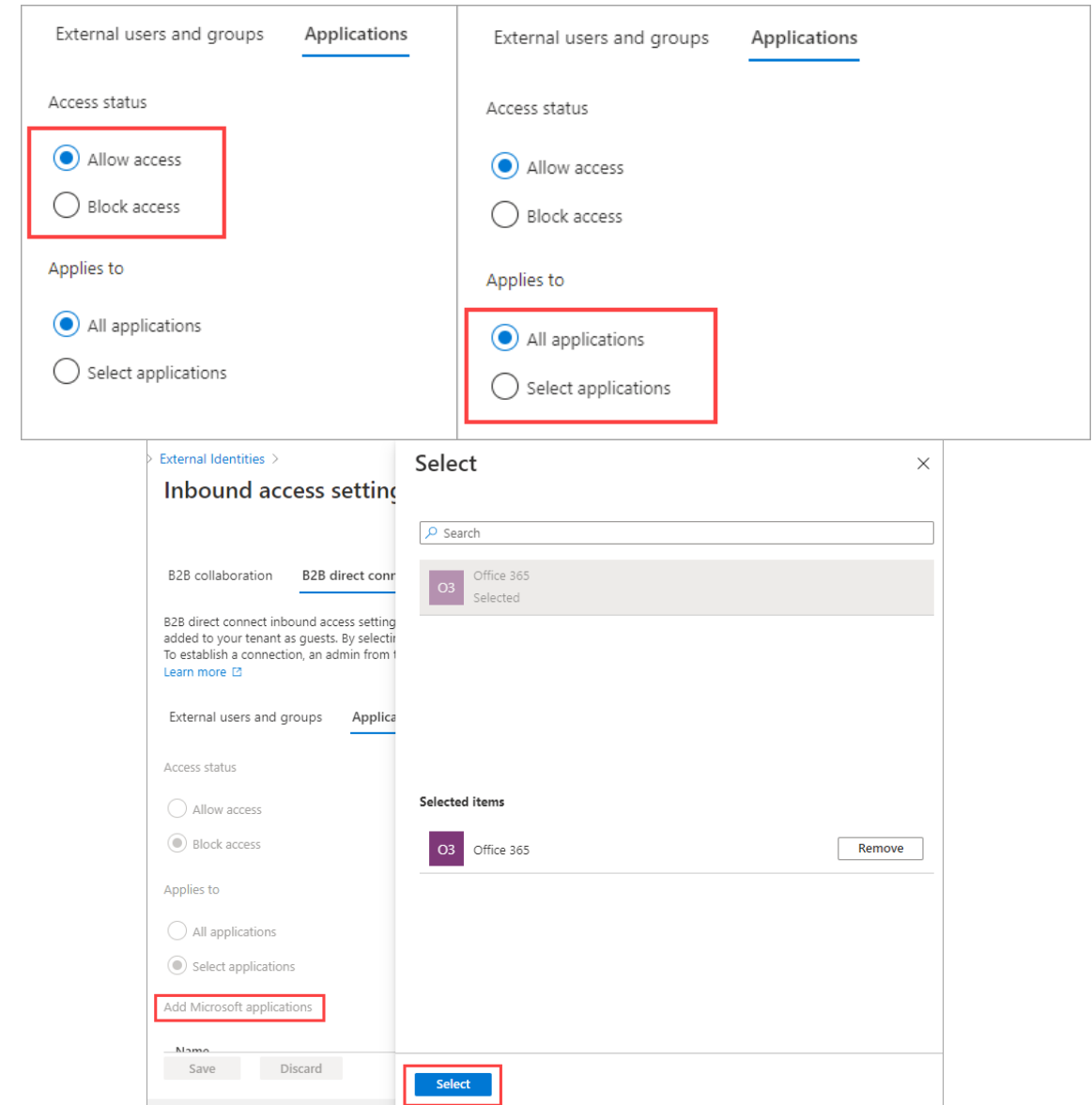


Configure Application

You can allow all applications, but it is NOT recommended.

Chose Office 365 only for shared Channels

Clicking “Select applications”



The image shows two screenshots of the Microsoft Teams Admin Center interface. The top screenshot shows the 'Applications' tab for 'External users and groups'. It has two sections: 'Access status' and 'Applies to'. In the 'Access status' section, the 'Allow access' radio button is selected and highlighted with a red box. In the 'Applies to' section, the 'All applications' radio button is selected and highlighted with a red box. The bottom screenshot shows the 'Inbound access settings' page. It has a 'B2B direct connect' tab selected. Below the tab, there is a description of B2B direct connect and a 'Learn more' link. The 'External users and groups' section is visible, showing 'Access status' with 'Block access' selected and 'Applies to' with 'Select applications' selected. A red box highlights the 'Add Microsoft applications' link. A modal window titled 'Select' is open, showing a search bar and a list of applications. 'Office 365' is selected and highlighted. Below the list, there is a 'Selected items' section showing 'Office 365' with a 'Remove' button. At the bottom of the modal, there is a 'Select' button highlighted with a red box.



MFA for external Orgs

Automatically redeem invitations with the tenant <tenant>:

Check this setting if you want to automatically redeem invitations. If so, users from the specified tenant won't have to accept the consent prompt the first time they access this tenant using cross-tenant synchronization, B2B collaboration, or B2B direct connect. This setting only suppresses the consent prompt if the specified tenant checks this setting for outbound access as well.

Home > External Identities >

Inbound access settings - Default settings

B2B collaboration B2B direct connect Trust settings

Configure whether your Conditional Access policies will accept claims from other Microsoft Entra tenants when external users access your resources. The default settings apply to all external Microsoft Entra tenants except those with organization-specific settings.

You'll first need to configure Conditional Access for guest users on all cloud apps if you want to require multifactor authentication or require a device to be compliant or Microsoft Entra hybrid joined.
[Learn more](#)

☒ Trust multi-factor authentication from Azure AD tenants

☒ Trust compliant devices

☒ Trust hybrid Azure AD joined devices

Automatic redemption

Check this setting if you want to automatically redeem invitations. If so, users from the specified tenant won't have to accept the consent prompt the first time they access this tenant using cross-tenant synchronization, B2B collaboration, or B2B direct connect. This setting will only suppress the consent prompt if the specified tenant checks this setting for outbound access as well.
[Learn more](#)

☒ Automatically redeem invitations with the tenant Fabrikam.


Save Discard




Defining OUTBOUND

Home > test_test_tpoett.onmicrosoft.com_test > External Identities | Cross-tenant access settings >

Outbound access settings - Segelclub Irschener Winkel Chiemsee e.V. ...

 You need Microsoft Entra ID Premium to configure trust settings and target select users, groups and applications in cross-tenant access settings.

B2B collaboration B2B direct connect Trust settings

B2B collaboration outbound access settings determine whether your users can be invited to Segelclub Irschener Winkel Chiemsee e.V. for B2B collaboration. Your users and groups can be invited to Segelclub Irschener Winkel Chiemsee e.V. and the external applications they can access.
[Learn more](#) 

☐ Default settings

☒ Customize settings

Users and groups External applications

Access status

☒ Allow access

☐ Block access

Applies to

☒ All test_test_tpoett.onmicrosoft.com_test users

☐ Select test_test_tpoett.onmicrosoft.com_test users and groups



This is the opposite configuration for how to work cross-tenant.

You users towards your partner tenant

External users and groups	Applications
<p>Access status</p> <p><input checked="" type="radio"/> Allow access</p> <p><input type="radio"/> Block access</p>	<p>Access status</p> <p><input checked="" type="radio"/> Allow access</p> <p><input type="radio"/> Block access</p>
<p>Applies to</p> <p><input checked="" type="radio"/> All external users and groups</p> <p><input type="radio"/> Select external users and groups</p>	<p>Applies to</p> <p><input checked="" type="radio"/> All external users and groups</p> <p><input type="radio"/> Select external users and groups</p>



Outbound application

Same opposite configuration than with inbound

External users and groups

Applications

Access status

☒ Allow access
 ☐ Block access

Applies to

☒ All applications
 ☐ Select applications

External users and groups

Applications

Access status

☒ Allow access
 ☐ Block access

Applies to

☒ All applications
 ☐ Select applications

Home > External Identities >

Outbound access settings - Fabrikam

B2B collaboration

B2B direct connect

Outbound access settings determine how your users and groups access apps and services from an external organization. Default settings can be modified but not deleted. [Learn more](#)

B2B direct connect lets your users and groups access apps and services from an external organization, limited data about your users is shared with the external organization. [Learn more](#)

☐ Default settings
 ☒ Customize settings

Users and groups

External applications

Access status

☐ Allow access
 ☒ Block access

Applies to

☐ All external applications
 ☒ Select external applications

Select

Office 365

Selected

Office 365 Client Admin

00000000-0000-0000-0000-000000000000

Office 365 Configure

00000000-0000-0000-0000-000000000000

Office 365 Enterprise Insights

00000000-0000-0000-0000-000000000000

Selected items

Office 365

Remove

Office 365 SharePoint Online

00000000-0000-0000-0000-000000000000

Remove



Trust Settings

Automatically redeem invitations with the tenant <tenant>:

Check this setting if you want to automatically redeem invitations. If so, users from this tenant don't have to accept the consent prompt the first time they access the specified tenant using cross-tenant synchronization, B2B collaboration, or B2B direct connect. This setting will only suppress the consent prompt if the specified tenant checks this setting for inbound access as well.

Home > Fabrikam > External Identities | Cross-tenant access settings >

Outbound access settings - Contoso

B2B collaboration B2B direct connect Trust settings

Automatic redemption

i Check this setting if you want to automatically redeem invitations. If so, users from this tenant don't have to accept the consent prompt the first time they access the specified tenant using cross-tenant synchronization, B2B collaboration, or B2B direct connect. This setting will only suppress the consent prompt if the specified tenant checks this setting for inbound access as well. [Learn more](#)

☒ Automatically redeem invitations with the tenant Contoso.

[Save](#) [Discard](#)



Identical settings required for your partner

- The same settings must be configured on the opponent side
- There, the settings need to opposite
- Your tenant is the inbound
- Their tenant is the outbound



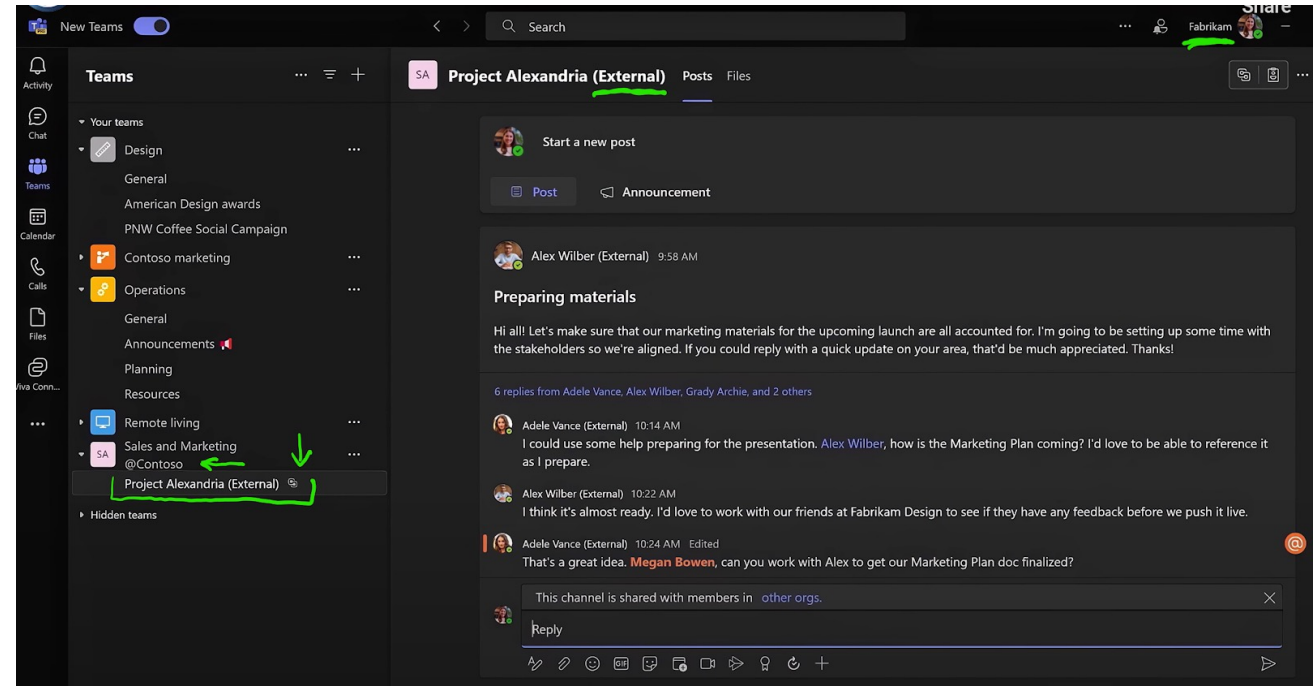
A woman with dark curly hair, wearing a blue blazer, stands in a modern office meeting room, pointing at a whiteboard. She is addressing a group of four people seated at a long white table. The room features large windows on the left, letting in bright light. The whiteboard has handwritten notes including 'MEETING TODAY', 'SUMMER VACATION', 'WEEKLY AGENDA', and 'BONUS'. There are also sticky notes on the board and a calendar visible in the background.

Do it in Teams :=)

Simply create a shared channel and ensure the
users from your partner tenant are included

Summary for users

1. Create shared channel
2. Invite users to Team in Teams incl. external partner users
3. Define users for the shared channel
4. You are ready to go !



**For Bi-Directional Shared Channels,
the in- and outbound setting must be configured
in Home AND Partner Tenant**

&

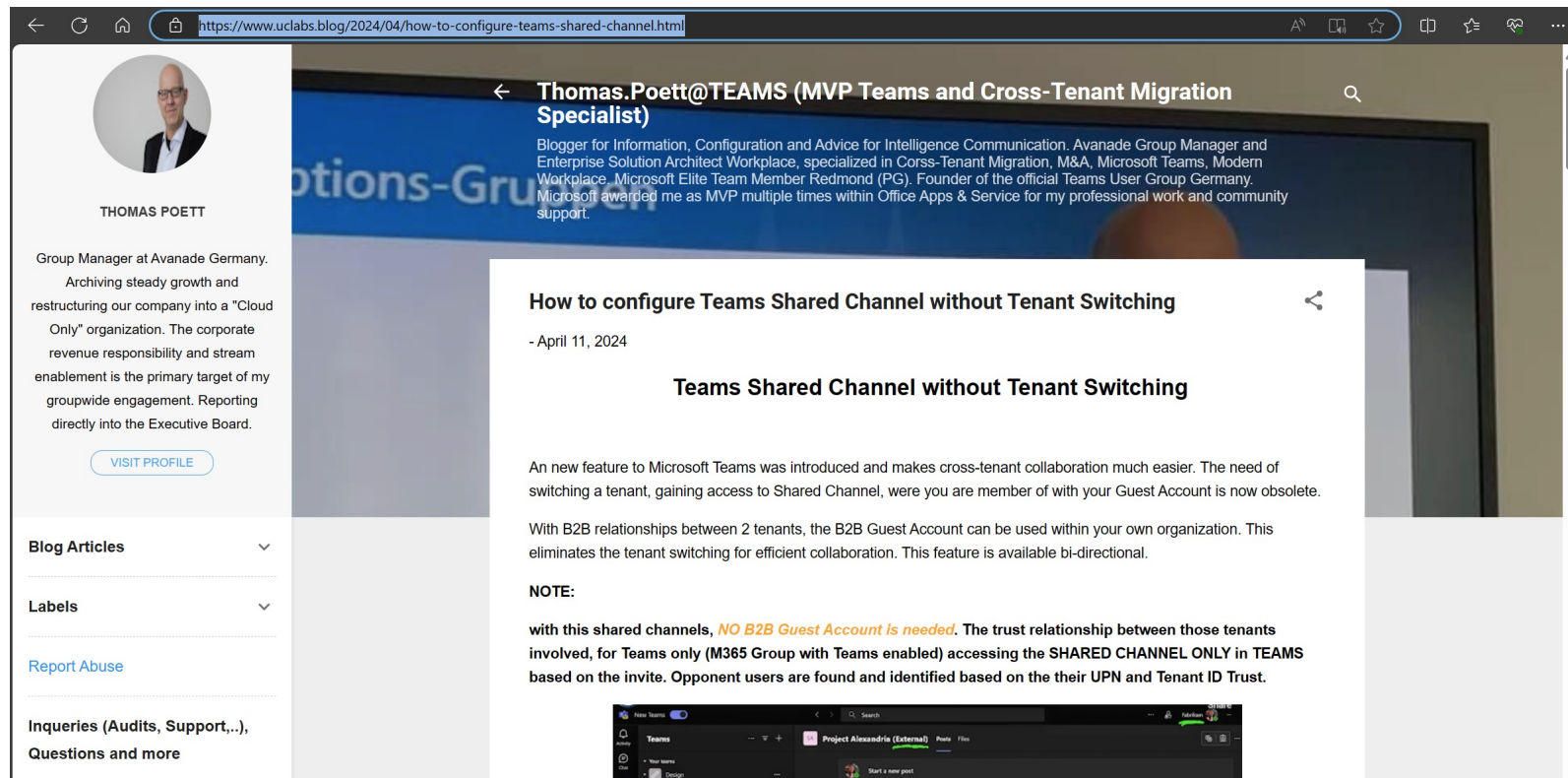
Remember Teams Limitation

[Limits and specifications for Microsoft Teams - Microsoft Teams | Microsoft Learn](#)



UCLABS.BLOG

- [How to configure Teams Shared Channel without Tenant Switching \(uclabs.blog\)](https://www.uclabs.blog/2024/04/how-to-configure-teams-shared-channel.html)



The screenshot shows a web browser displaying the article "How to configure Teams Shared Channel without Tenant Switching" by Thomas Poett. The browser address bar shows the URL: <https://www.uclabs.blog/2024/04/how-to-configure-teams-shared-channel.html>. The article is dated April 11, 2024. The author's profile, Thomas Poett, is shown on the left, with a bio stating he is a Group Manager at Avanade Germany and a Microsoft Elite Team Member. The article text explains that a new feature in Microsoft Teams allows for cross-tenant collaboration without the need for tenant switching, which was previously required for Guest Accounts. It notes that this feature is available bi-directionally for B2B relationships between two tenants. A "NOTE" section states that no B2B Guest Account is needed, and the trust relationship between tenants is established through the invite process, identifying users by their UPN and Tenant ID Trust. At the bottom of the article, there is a small screenshot of the Microsoft Teams interface showing a shared channel named "Project Alexandria (External)".

← Thomas.Poett@TEAMS (MVP Teams and Cross-Tenant Migration Specialist)

Blogger for Information, Configuration and Advice for Intelligence Communication. Avanade Group Manager and Enterprise Solution Architect Workplace, specialized in Corss-Tenant Migration, M&A, Microsoft Teams, Modern Workplace. Microsoft Elite Team Member Redmond (PG). Founder of the official Teams User Group Germany. Microsoft awarded me as MVP multiple times within Office Apps & Service for my professional work and community support.

How to configure Teams Shared Channel without Tenant Switching

- April 11, 2024

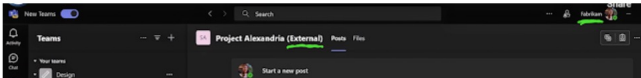
Teams Shared Channel without Tenant Switching

An new feature to Microsoft Teams was introduced and makes cross-tenant collaboration much easier. The need of switching a tenant, gaining access to Shared Channel, were you are member of with your Guest Account is now obsolete.

With B2B relationships between 2 tenants, the B2B Guest Account can be used within your own organization. This eliminates the tenant switching for efficient collaboration. This feature is available bi-directional.

NOTE:

with this shared channels, **NO B2B Guest Account is needed**. The trust relationship between those tenants involved, for Teams only (M365 Group with Teams enabled) accessing the **SHARED CHANNEL ONLY** in TEAMS based on the invite. Opponent users are found and identified based on the their UPN and Tenant ID Trust.



Thanks

And it is simple, isn't it ...?



Microsoft Links

- [Configure B2B direct connect cross-tenant access - Microsoft Entra External ID | Microsoft Learn](#)
- [B2B direct connect Microsoft Entra overview - Microsoft Entra External ID | Microsoft Learn](#)
- [Shared channels in Microsoft Teams - Microsoft Teams | Microsoft Learn](#)
- [Why use a shared channel versus other channel types in Microsoft Teams? - Microsoft Support](#)
- [Collaborate with external participants in a shared channel \(IT Admins\) | Microsoft Learn](#)
- [Microsoft Entra External ID overview - Microsoft Entra External ID | Microsoft Learn](#)



Nächstes Event

26. Juni 2024

<https://www.teams-ug.eu>



@TeamsUG_DE

Feedback zur Teams UG 35



<https://forms.microsoft.com/r/nJpnTTqNgC>