

What's New! Monthly Event



User group | Germany
Microsoft Teams



Agenda

- WERBUNG, Werbung, Werbung, ...
- What's New MS Build / in May
 - Chat and Collaboration
 - Meetings
 - Places
 - Platform
 - Webinars and Town Halls
 - Teams Phone
 - Teams Rooms and Devices
 - Mobile
 - Platform
 - Frontline Worker Solutions





UserGroup
Microsoft

Germany
Teams

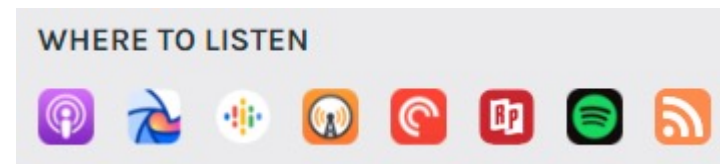
WERBUNG in
eigener Sache:
Teams UG

- Teams UG Website Umzug auf:

<https://teams-ug.eu>

WERBUNG in eigener Sache: Talk Microsoft 365

- <https://talkm365.net> |  @talkm365
- Talk Format von Thorsten und mir
- Themen rund um Microsoft 365
- Specials zu besonderen Themen / Events
- Verfügbar als Videos, Podcasts und Stream
 - <https://youtube.talkm365.net>
 - Podcast z.B. via Spotify, Apple Podcasts, etc.
[Talk Microsoft 365 \(letscast.fm\)](https://letscast.fm/talk-microsoft-365)



WERBUNG in eigener Sache: Decode AI

- Ralf Richter und ich sprechen über AI Themen
- Mit Gästen
- Deutsch und Englisch
- Verfügbar: Überall wo es Podcasts gibt



WERBUNG: Nächste Events

- Wöchentlich: Power Atelier ([LINK](#))




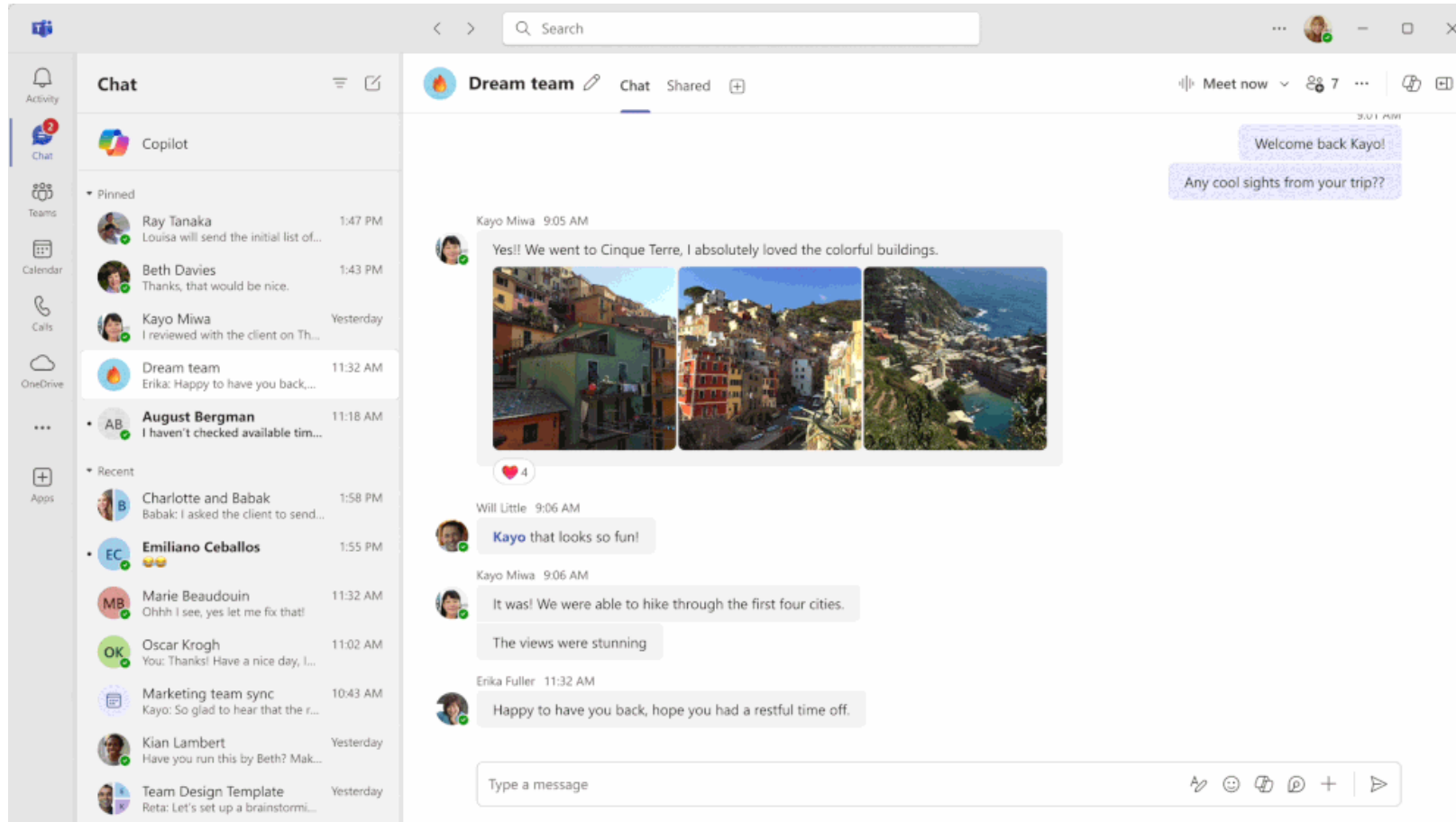
Microsoft Teams News at Microsoft Build 2024



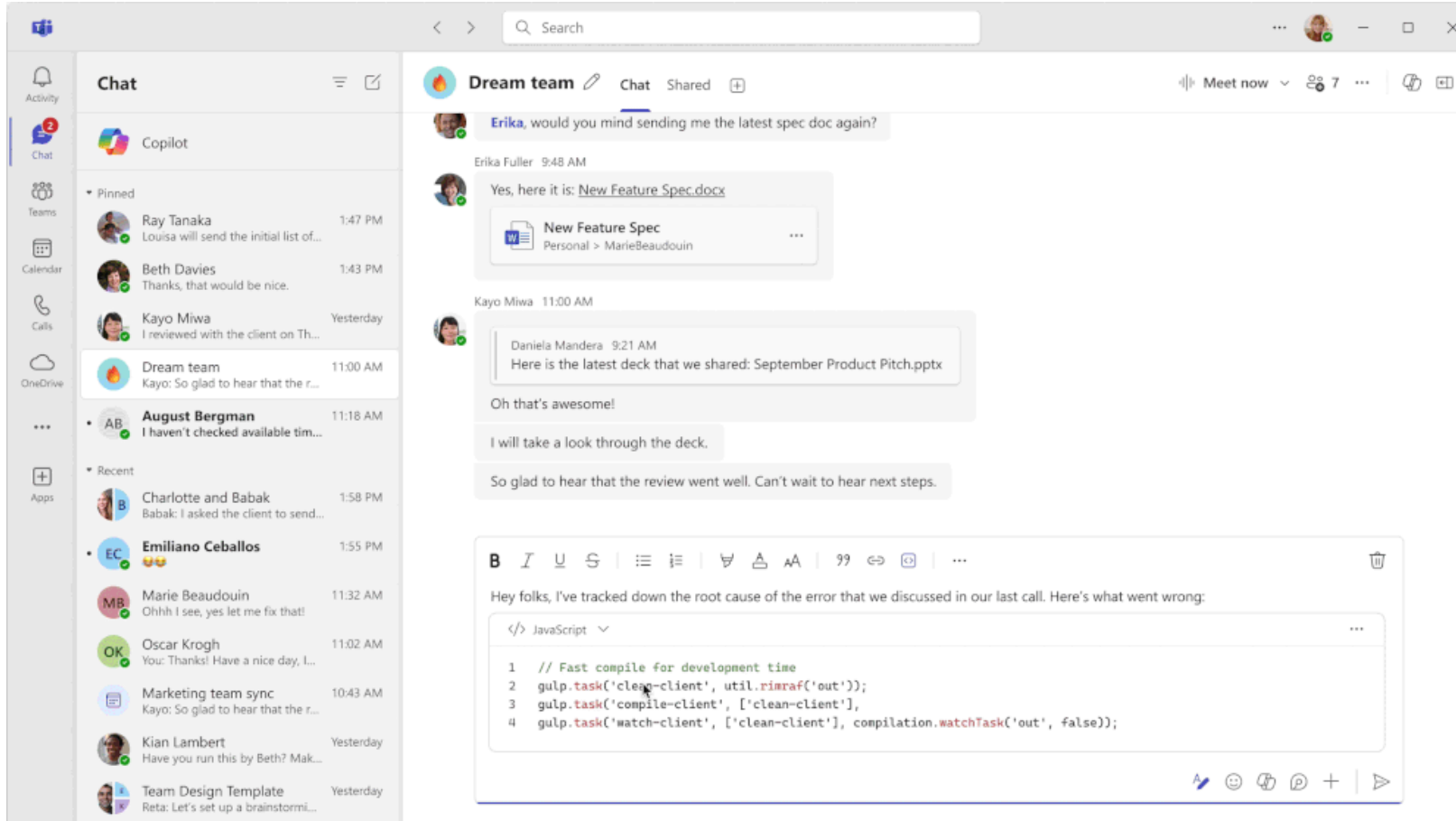
Chat and Collaboration



Slash commands




Co-edit code blocks


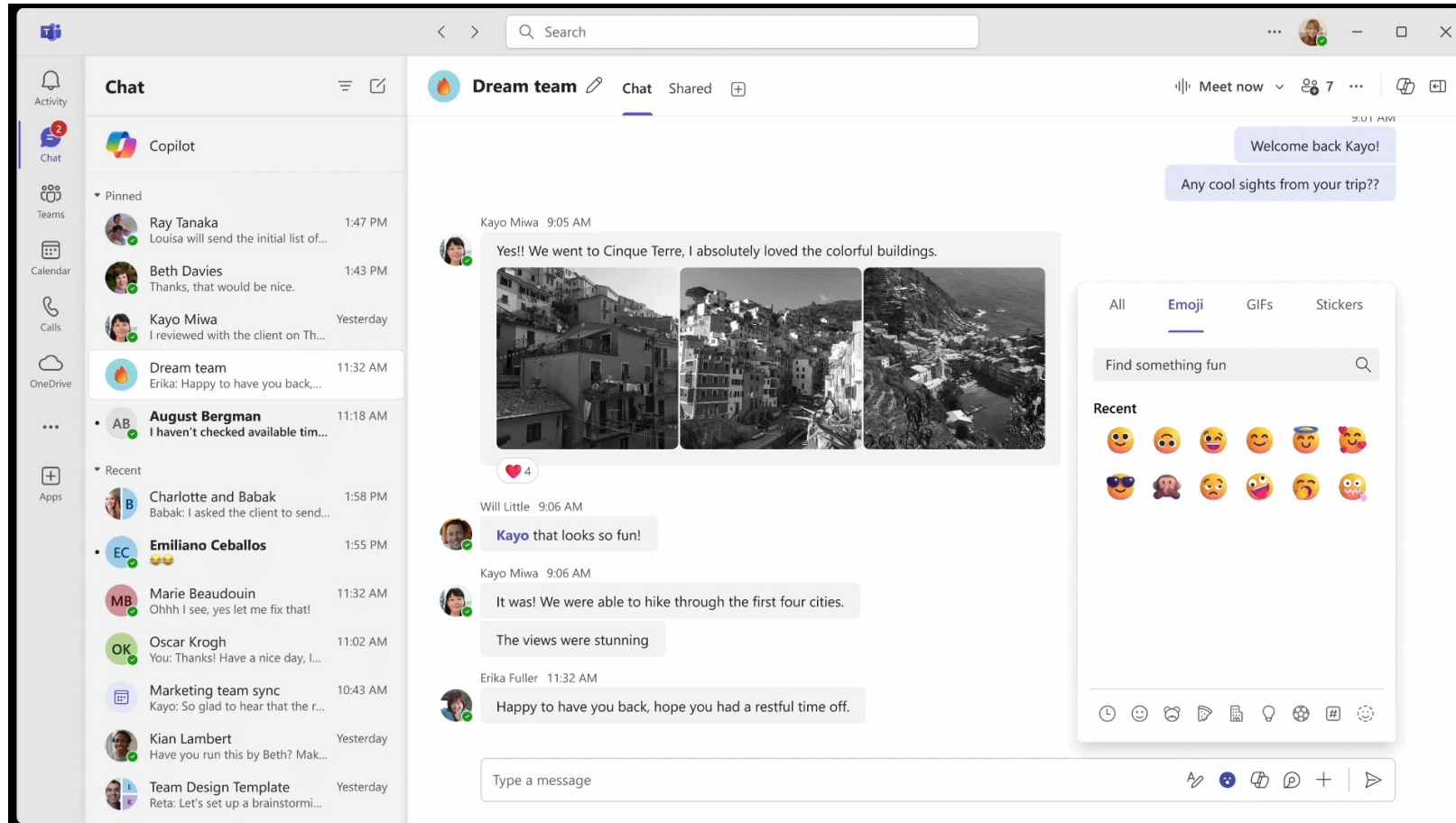


The screenshot shows the Microsoft Teams interface. On the left is the navigation pane with icons for Activity, Chat, Teams, Calendar, Calls, and OneDrive. The main chat window is titled "Dream team" and shows a conversation. A code block is being co-edited, displaying JavaScript code for a Gulp task. The chat history shows messages from Erika Fuller, Kayo Miwa, and Daniela Manderla. The code block is titled "JavaScript" and contains the following code:


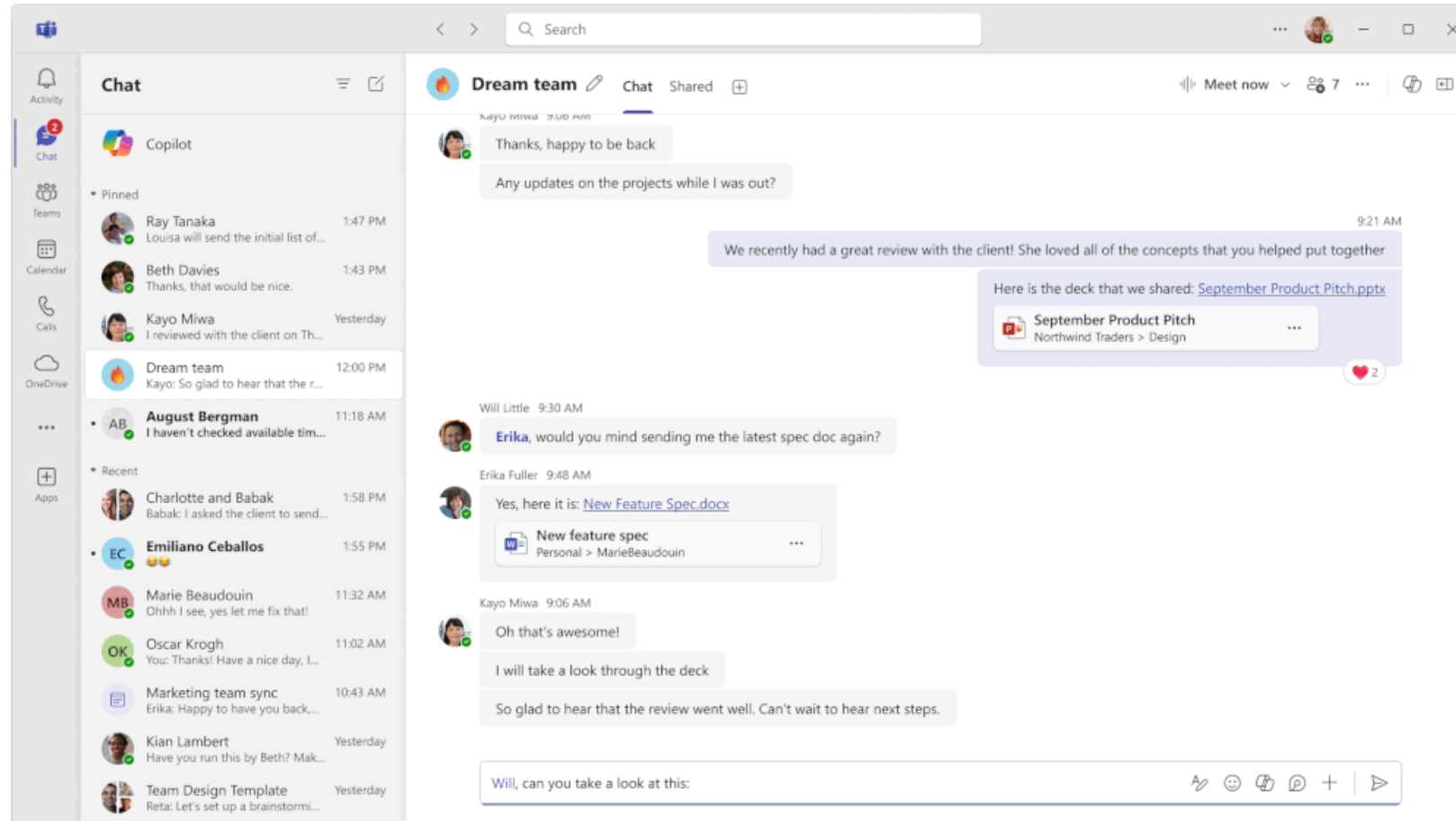
```
1 // Fast compile for development time
2 gulp.task('clean-client', util.rimraf('out'));
3 gulp.task('compile-client', ['clean-client'],
4   gulp.task('watch-client', ['clean-client'], compilation.watchTask('out', false));
```



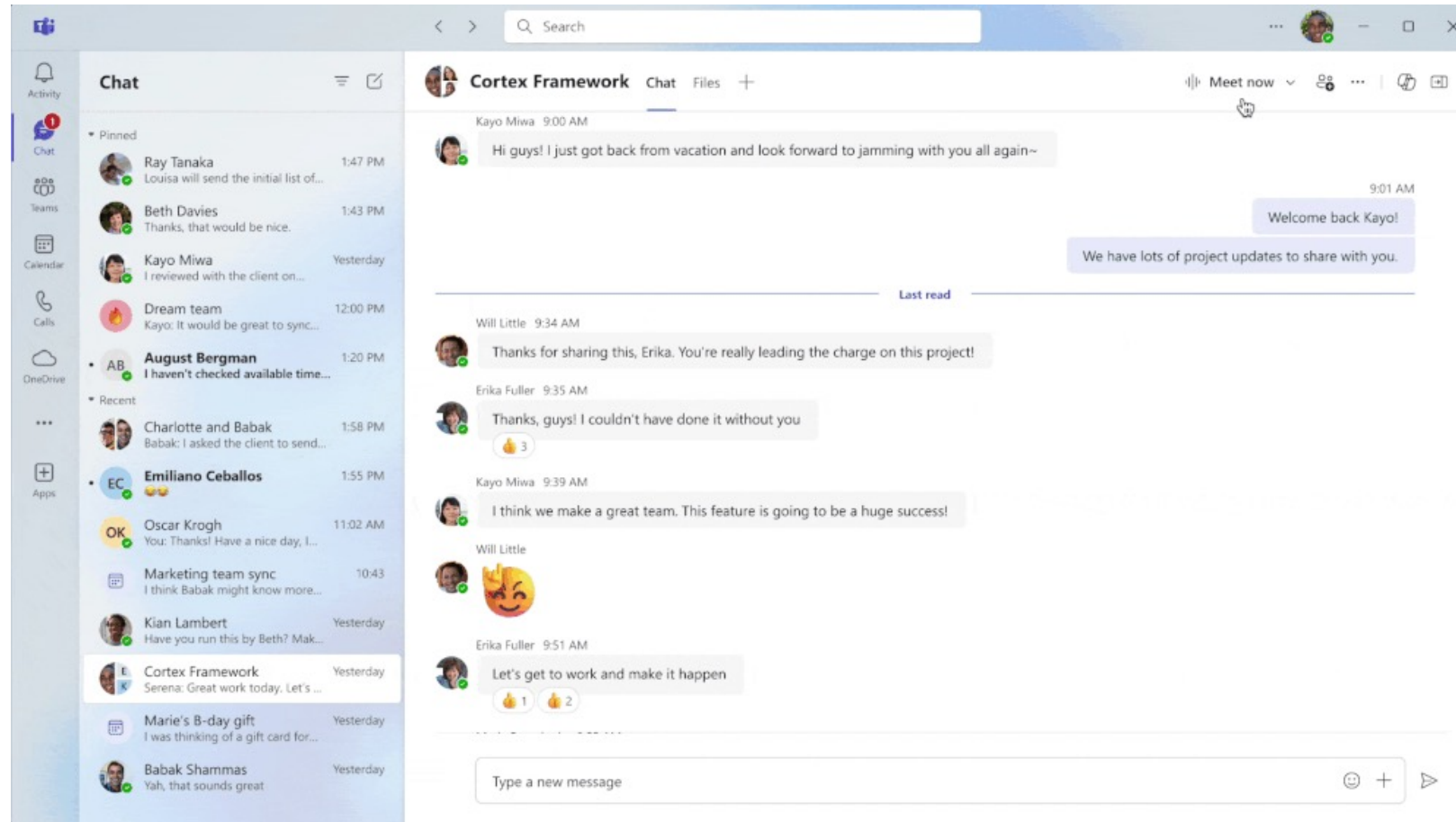
Custom emojis and reactions



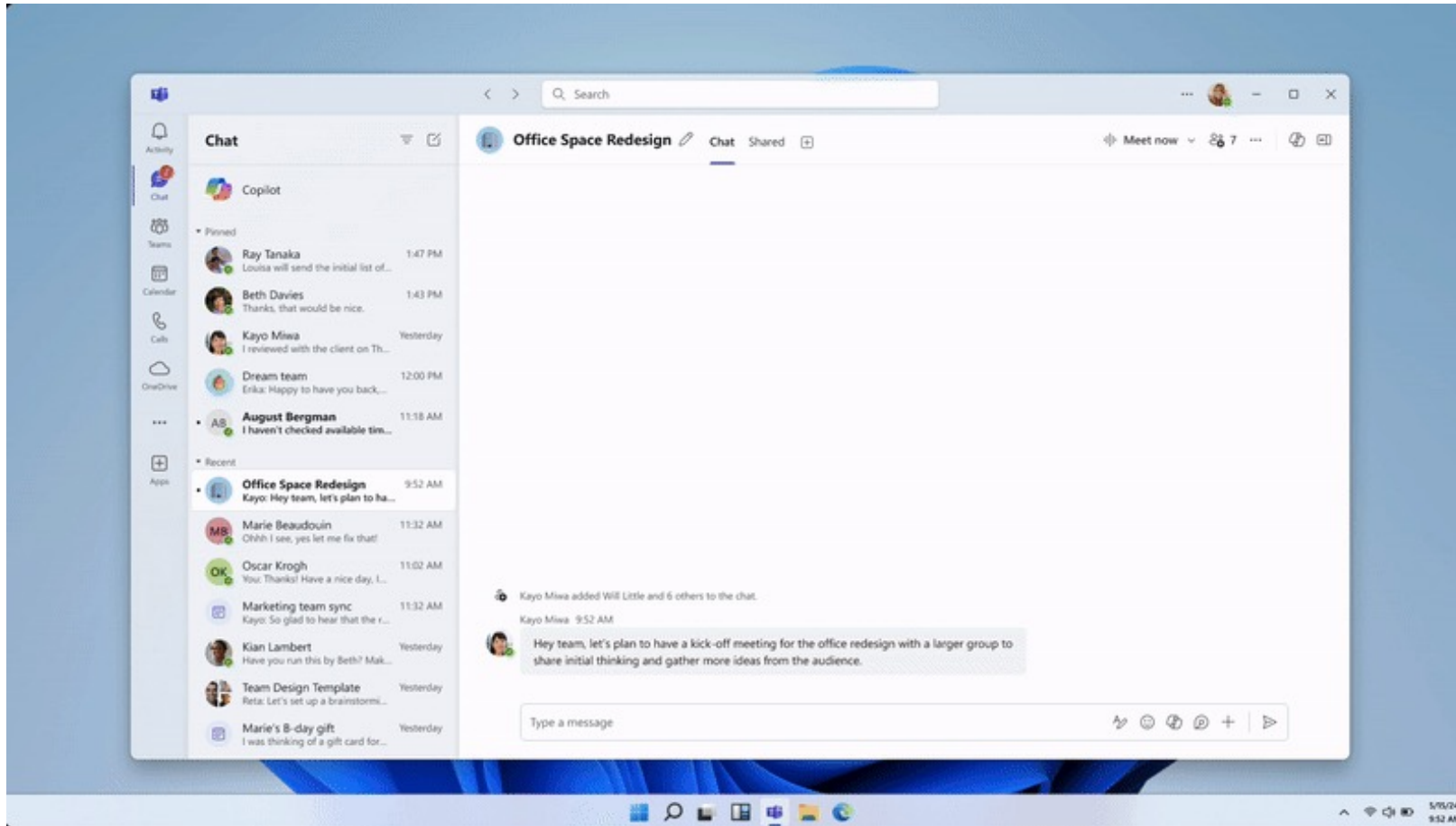
Unfurling permalinks to see code previews



Meet now in group chat



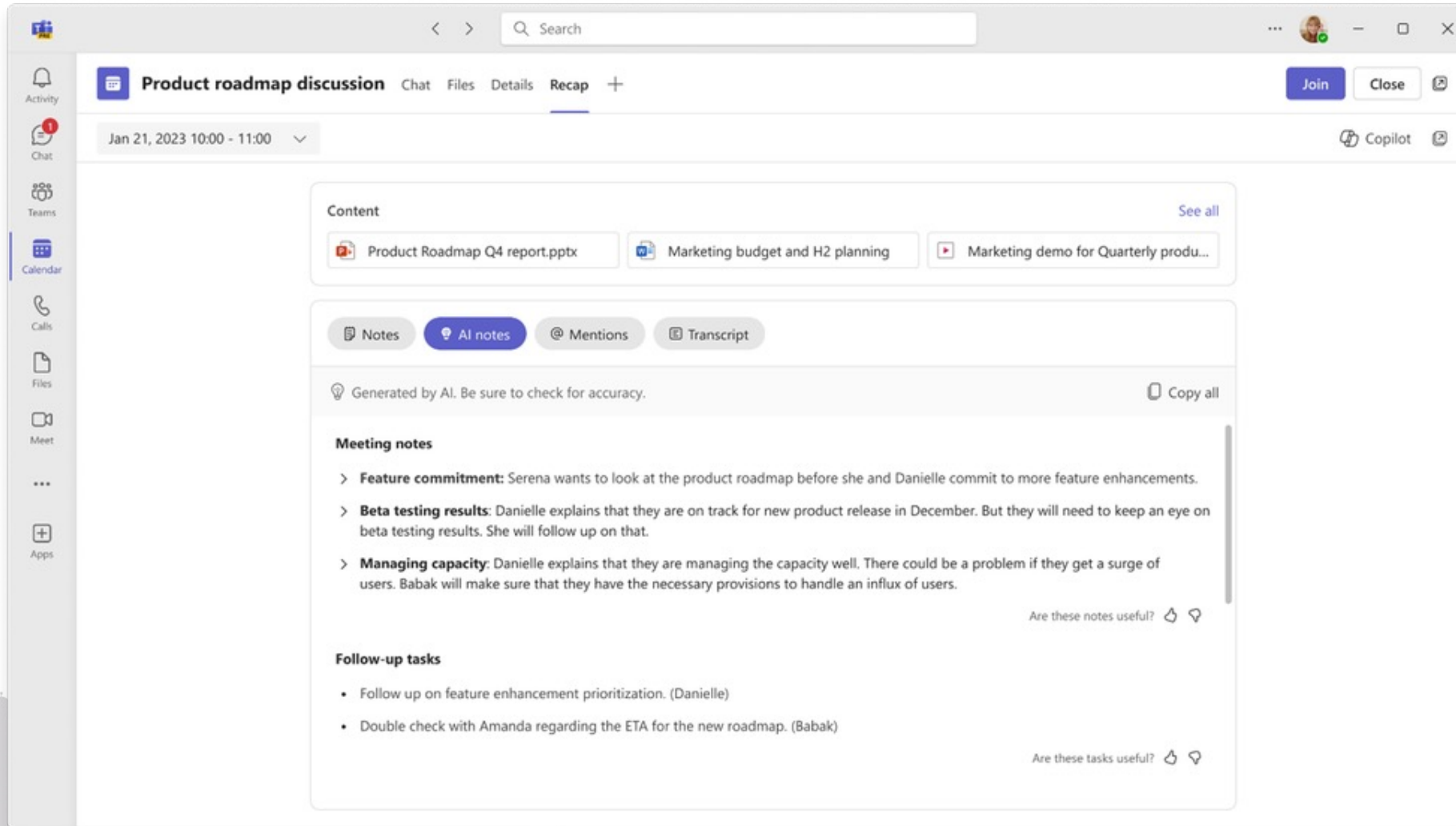
Generate images with Microsoft Designer in chat



Meetings



Intelligent recap for transcription-only meetings



The screenshot displays the Microsoft Teams interface for a meeting titled "Product roadmap discussion". The interface includes a sidebar with navigation options: Activity, Chat, Teams, Calendar, Calls, Files, Meet, and Apps. The main content area shows the meeting details, including the date and time (Jan 21, 2023 10:00 - 11:00) and a "Join" button. Below the meeting details, there is a section for "Content" with three items: "Product Roadmap Q4 report.pptx", "Marketing budget and H2 planning", and "Marketing demo for Quarterly produ...". A "See all" link is present next to the content items. Below the content section, there are tabs for "Notes", "AI notes", "Mentions", and "Transcript". The "AI notes" tab is selected, showing a message: "Generated by AI. Be sure to check for accuracy." with a "Copy all" button. The "Meeting notes" section contains three bullet points: "Feature commitment: Serena wants to look at the product roadmap before she and Danielle commit to more feature enhancements.", "Beta testing results: Danielle explains that they are on track for new product release in December. But they will need to keep an eye on beta testing results. She will follow up on that.", and "Managing capacity: Danielle explains that they are managing the capacity well. There could be a problem if they get a surge of users. Babak will make sure that they have the necessary provisions to handle an influx of users." Below the meeting notes, there is a "Follow-up tasks" section with two bullet points: "Follow up on feature enhancement prioritization. (Danielle)" and "Double check with Amanda regarding the ETA for the new roadmap. (Babak)". Feedback prompts "Are these notes useful?" and "Are these tasks useful?" are located at the bottom right of the notes and tasks sections, respectively.

Product roadmap discussion Chat Files Details Recap + Join Close

Jan 21, 2023 10:00 - 11:00 Copilot

Content See all

- Product Roadmap Q4 report.pptx
- Marketing budget and H2 planning
- Marketing demo for Quarterly produ...

Notes AI notes Mentions Transcript

Generated by AI. Be sure to check for accuracy. Copy all

Meeting notes

- > **Feature commitment:** Serena wants to look at the product roadmap before she and Danielle commit to more feature enhancements.
- > **Beta testing results:** Danielle explains that they are on track for new product release in December. But they will need to keep an eye on beta testing results. She will follow up on that.
- > **Managing capacity:** Danielle explains that they are managing the capacity well. There could be a problem if they get a surge of users. Babak will make sure that they have the necessary provisions to handle an influx of users.

Are these notes useful? 👍 🗑️

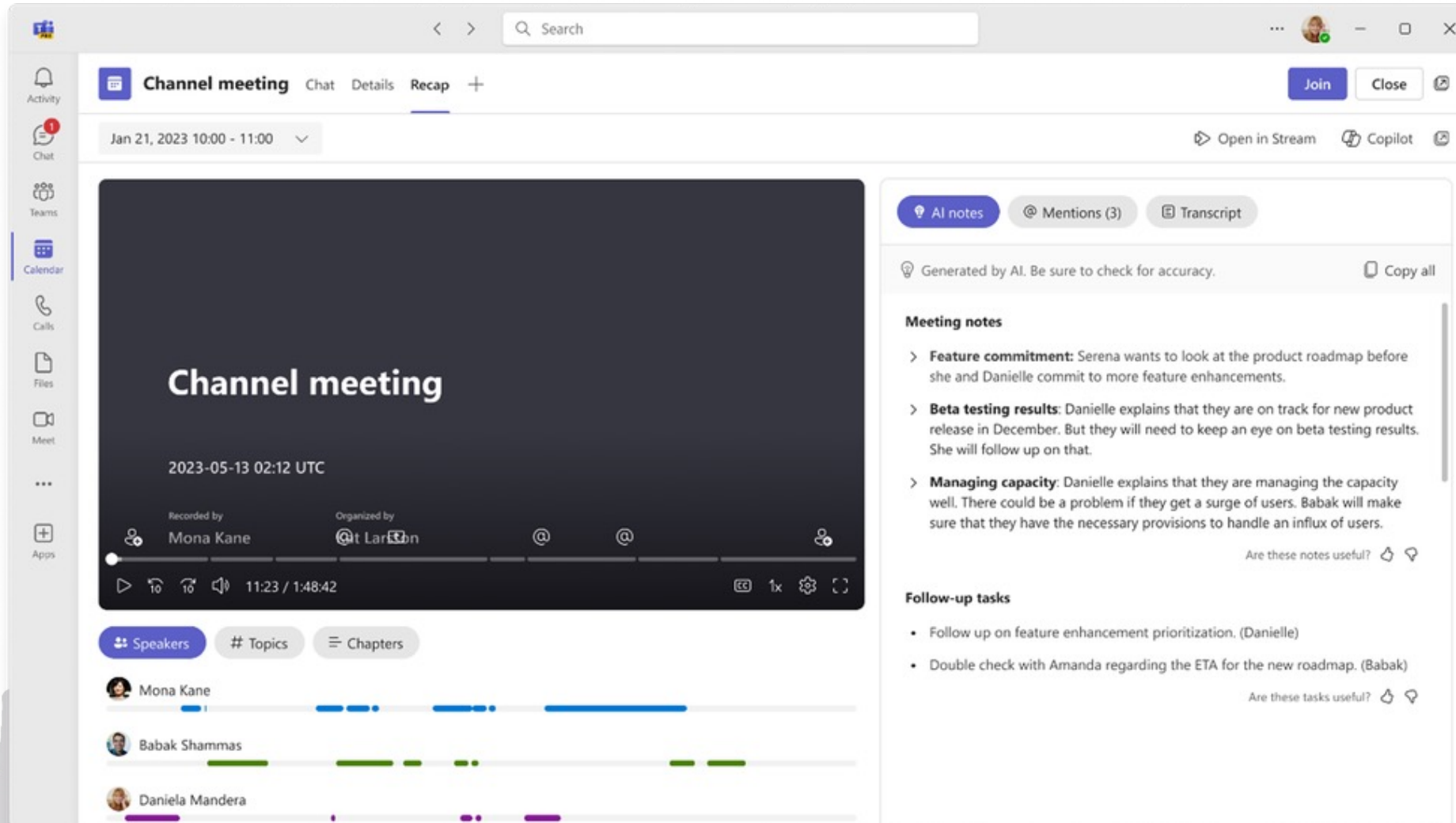
Follow-up tasks

- Follow up on feature enhancement prioritization. (Danielle)
- Double check with Amanda regarding the ETA for the new roadmap. (Babak)

Are these tasks useful? 👍 🗑️



Intelligent recap support for scheduled channel meetings



The screenshot displays the Microsoft Teams interface for a channel meeting recap. The top navigation bar includes 'Channel meeting', 'Chat', 'Details', and 'Recap'. The meeting title is 'Channel meeting' and the date/time is 'Jan 21, 2023 10:00 - 11:00'. The main content area shows a video player with the title 'Channel meeting' and the date '2023-05-13 02:12 UTC'. Below the video player, there are tabs for 'Speakers', 'Topics', and 'Chapters'. The 'Speakers' tab is active, showing a list of participants: Mona Kane, Babak Shammass, and Daniela Mandera. To the right of the video player, there are tabs for 'AI notes', 'Mentions (3)', and 'Transcript'. The 'AI notes' tab is active, displaying a summary of the meeting notes generated by AI. The notes include a disclaimer: 'Generated by AI. Be sure to check for accuracy.' and a 'Copy all' button. The notes are organized into sections: 'Meeting notes' and 'Follow-up tasks'. The 'Meeting notes' section includes three bullet points: 'Feature commitment', 'Beta testing results', and 'Managing capacity'. The 'Follow-up tasks' section includes two bullet points: 'Follow up on feature enhancement prioritization, (Danielle)' and 'Double check with Amanda regarding the ETA for the new roadmap. (Babak)'. At the bottom of the 'Follow-up tasks' section, there is a feedback prompt: 'Are these tasks useful?' with a thumbs up and thumbs down icon.

Channel meeting Chat Details Recap +

Jan 21, 2023 10:00 - 11:00

Open in Stream Copilot

AI notes Mentions (3) Transcript

Generated by AI. Be sure to check for accuracy. Copy all

Meeting notes

- > **Feature commitment:** Serena wants to look at the product roadmap before she and Danielle commit to more feature enhancements.
- > **Beta testing results:** Danielle explains that they are on track for new product release in December. But they will need to keep an eye on beta testing results. She will follow up on that.
- > **Managing capacity:** Danielle explains that they are managing the capacity well. There could be a problem if they get a surge of users. Babak will make sure that they have the necessary provisions to handle an influx of users.

Are these notes useful? 👍 🗑

Follow-up tasks

- Follow up on feature enhancement prioritization, (Danielle)
- Double check with Amanda regarding the ETA for the new roadmap. (Babak)

Are these tasks useful? 👍 🗑

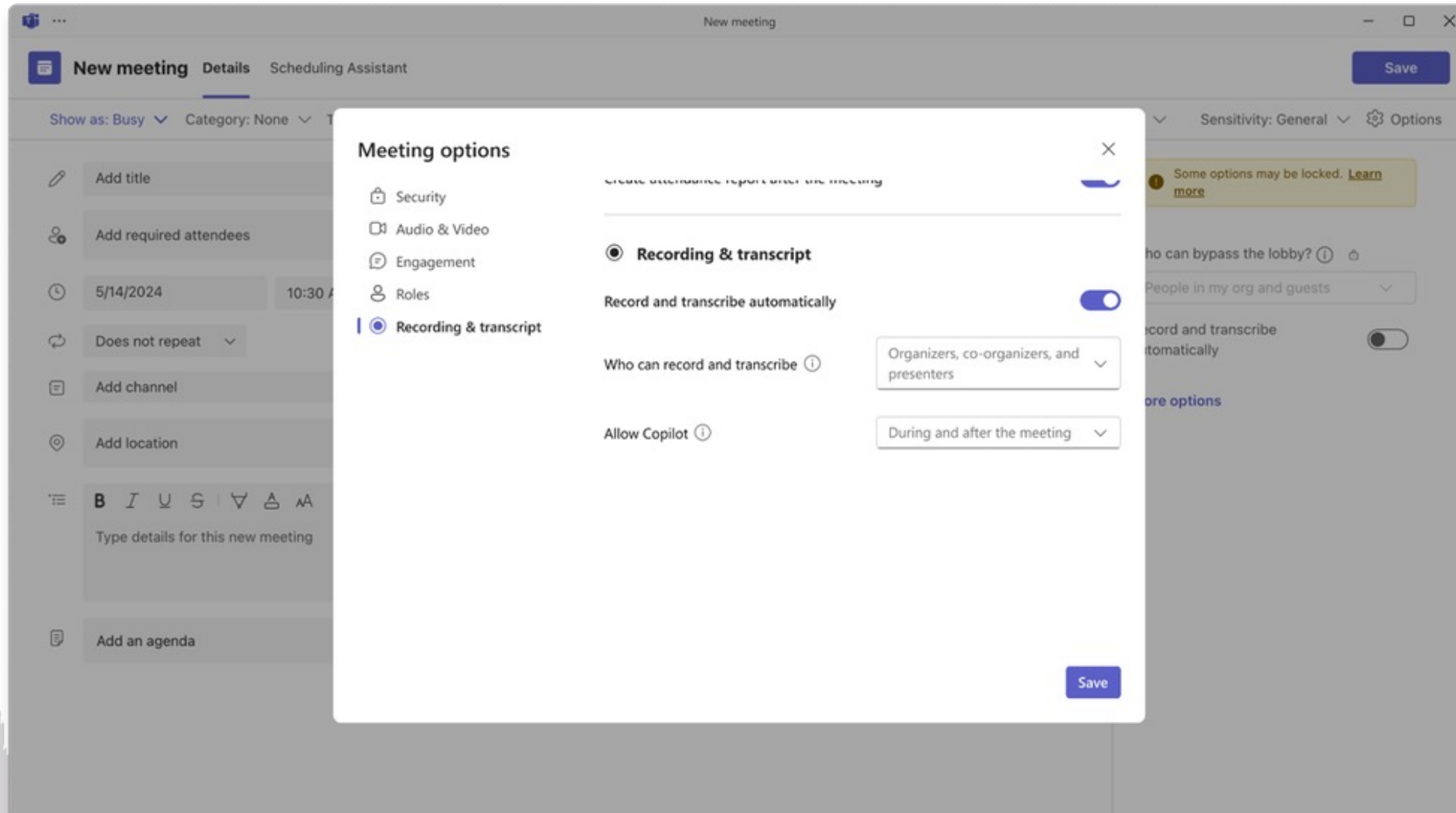
Speakers # Topics Chapters

Mona Kane

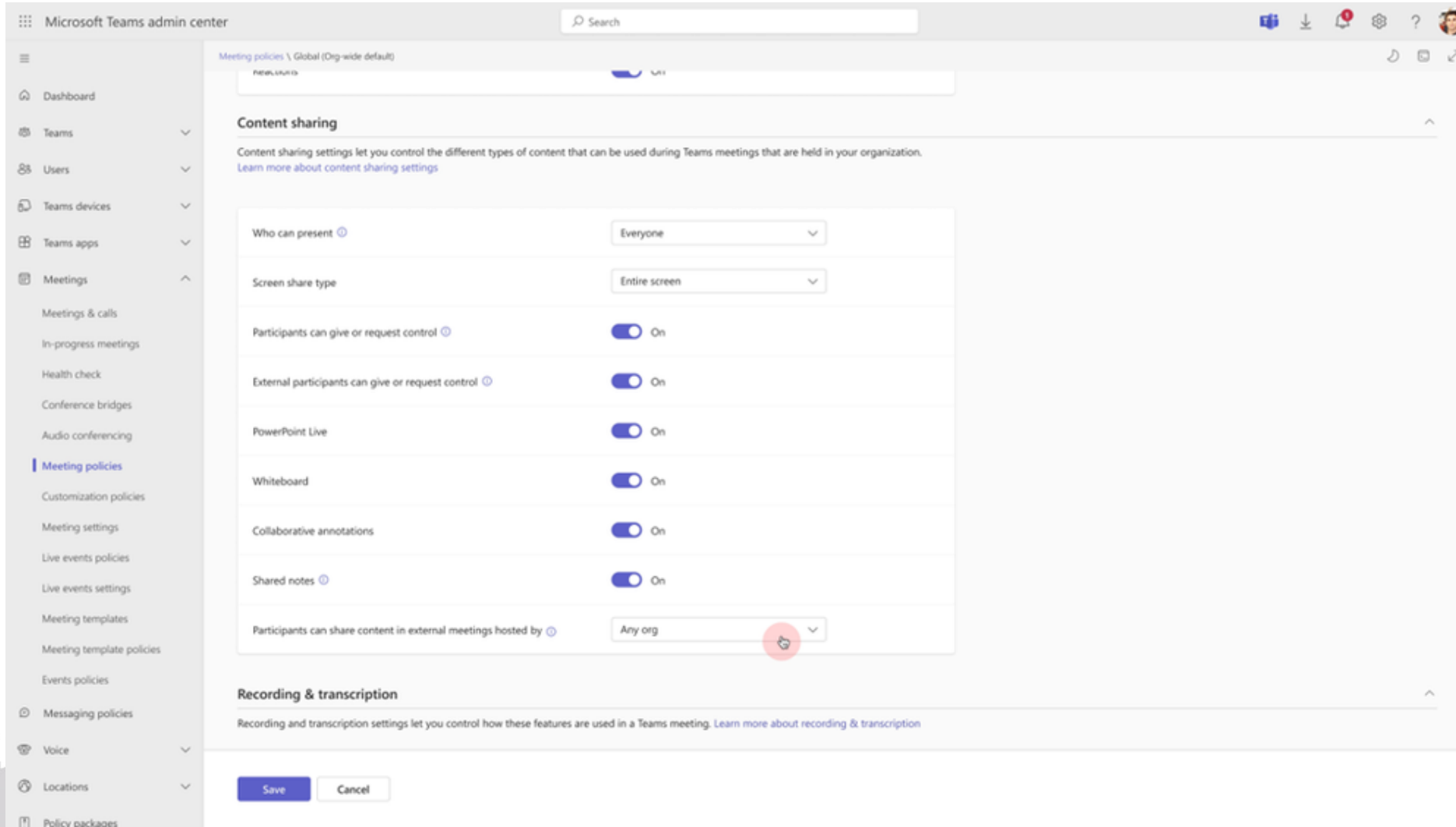
Babak Shammass

Daniela Mandera

Manage who can record and transcribe meetings



Disable screen share to prevent leakage of information



Microsoft Teams admin center

Meeting policies \ Global (Org-wide default)

Content sharing

Content sharing settings let you control the different types of content that can be used during Teams meetings that are held in your organization. [Learn more about content sharing settings](#)

Who can present ⓘ	Everyone
Screen share type	Entire screen
Participants can give or request control ⓘ	On
External participants can give or request control ⓘ	On
PowerPoint Live	On
Whiteboard	On
Collaborative annotations	On
Shared notes ⓘ	On
Participants can share content in external meetings hosted by ⓘ	Any org

Recording & transcription

Recording and transcription settings let you control how these features are used in a Teams meeting. [Learn more about recording & transcription](#)

Save Cancel

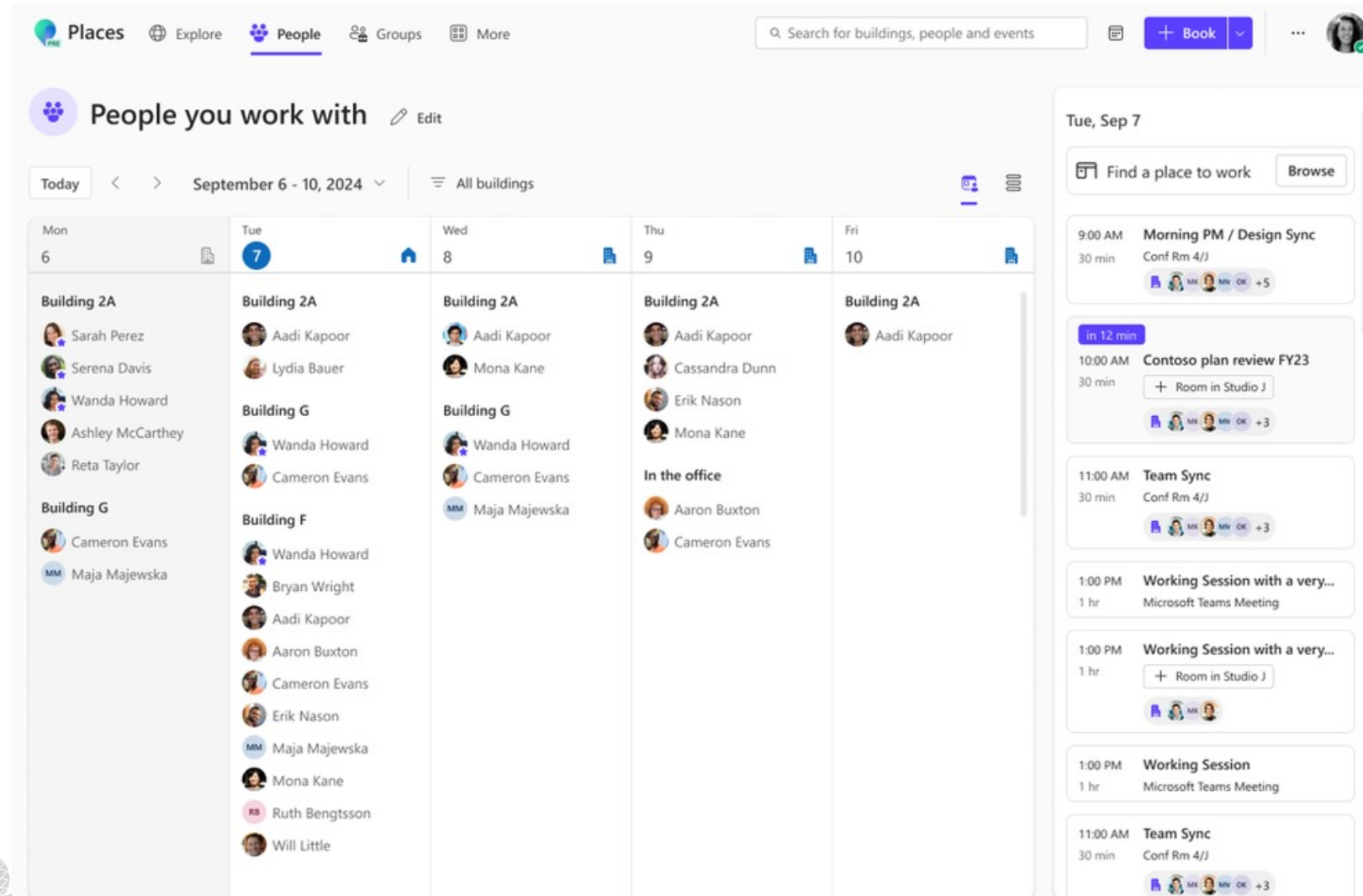


Places



Microsoft Places public preview / Location Plan

- Public preview available now



The screenshot displays the Microsoft Places application interface. At the top, there are navigation tabs: Places, Explore, People (selected), Groups, and More. A search bar is located on the right, and a '+ Book' button is visible. Below the navigation, the main section is titled 'People you work with' with an 'Edit' link. The interface shows a calendar view for the week of September 6-10, 2024. The left sidebar lists buildings: Building 2A, Building G, and Building F. The main area shows occupancy for each day. On Tuesday, September 7, the occupancy is as follows:

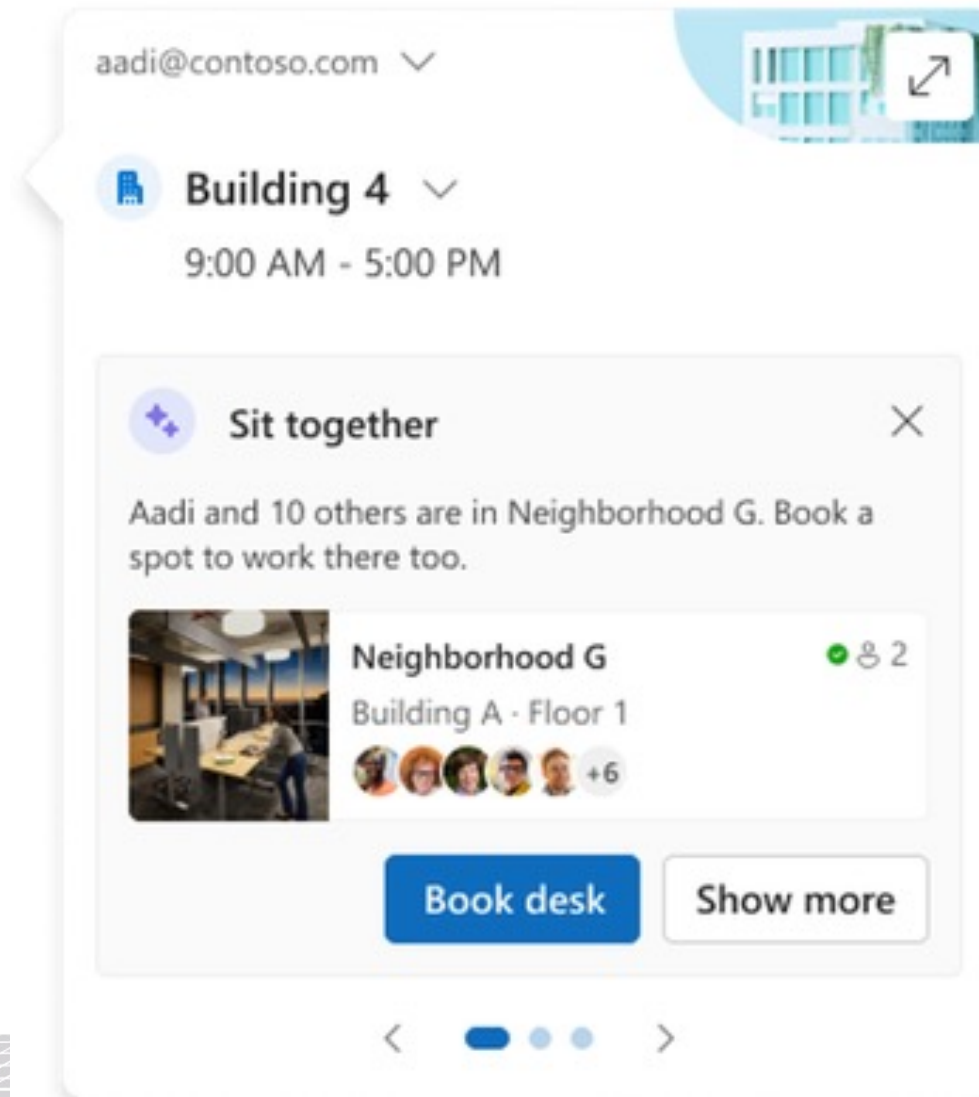
- Building 2A:** Aadi Kapoor, Lydia Bauer
- Building G:** Wanda Howard, Cameron Evans
- Building F:** Wanda Howard, Bryan Wright, Aadi Kapoor, Aaron Buxton, Cameron Evans, Erik Nason, Maja Majewska, Mona Kane, Ruth Bengtsson, Will Little

On the right side, there is a sidebar for Tuesday, Sep 7, showing a list of events:

- 9:00 AM:** Morning PM / Design Sync (30 min, Conf Rm 4/J)
- 10:00 AM:** Contoso plan review FY23 (30 min, Room in Studio J)
- 11:00 AM:** Team Sync (30 min, Conf Rm 4/J)
- 1:00 PM:** Working Session with a very... (1 hr, Microsoft Teams Meeting)
- 1:00 PM:** Working Session with a very... (1 hr, Room in Studio J)
- 1:00 PM:** Working Session (1 hr, Microsoft Teams Meeting)
- 11:00 AM:** Team Sync (30 min, Conf Rm 4/J)



Peek cards



Expanded presence

The screenshot displays the Microsoft Teams application interface. On the left is a sidebar with navigation icons for Activity, Chat, Teams, Calendar, Calls, Files, and Apps. The main area is divided into three panes:

- Left Pane (Chat List):** Shows a list of chat conversations. The selected chat is 'Contoso Marketing'. Other chats include Ray Tanaka, Beth Davies, Kayo Miwa, Dream team, August Bergman, Charlotte and Babak, Emiliano Ceballos, Marie Beaudouin, Oscar Krogh, Marketing team sync, Kian Lambert, Team Design Template, Marie's B-day gift, and Babak Shammas.
- Center Pane (Chat Window):** Displays the chat history for 'Contoso Marketing'. Messages from Kayo Miwa, Beth Davies, Marie Beaudouin, and Aadi Kapoor are visible. A new message from Aadi Kapoor at the bottom says, 'Hey who's coming into the office today?!'.
- Right Pane (Participants):** A dropdown menu is open, showing a list of participants in the chat. The list includes Aadi Kapoor (In Building 3), Aaron Buxton, Allan Munger, Babak Shammas, Daniela Mandera (You), Kayo Miwa, and Ray Tanaka. At the bottom of the list are buttons for 'Add people' and 'Leave'.

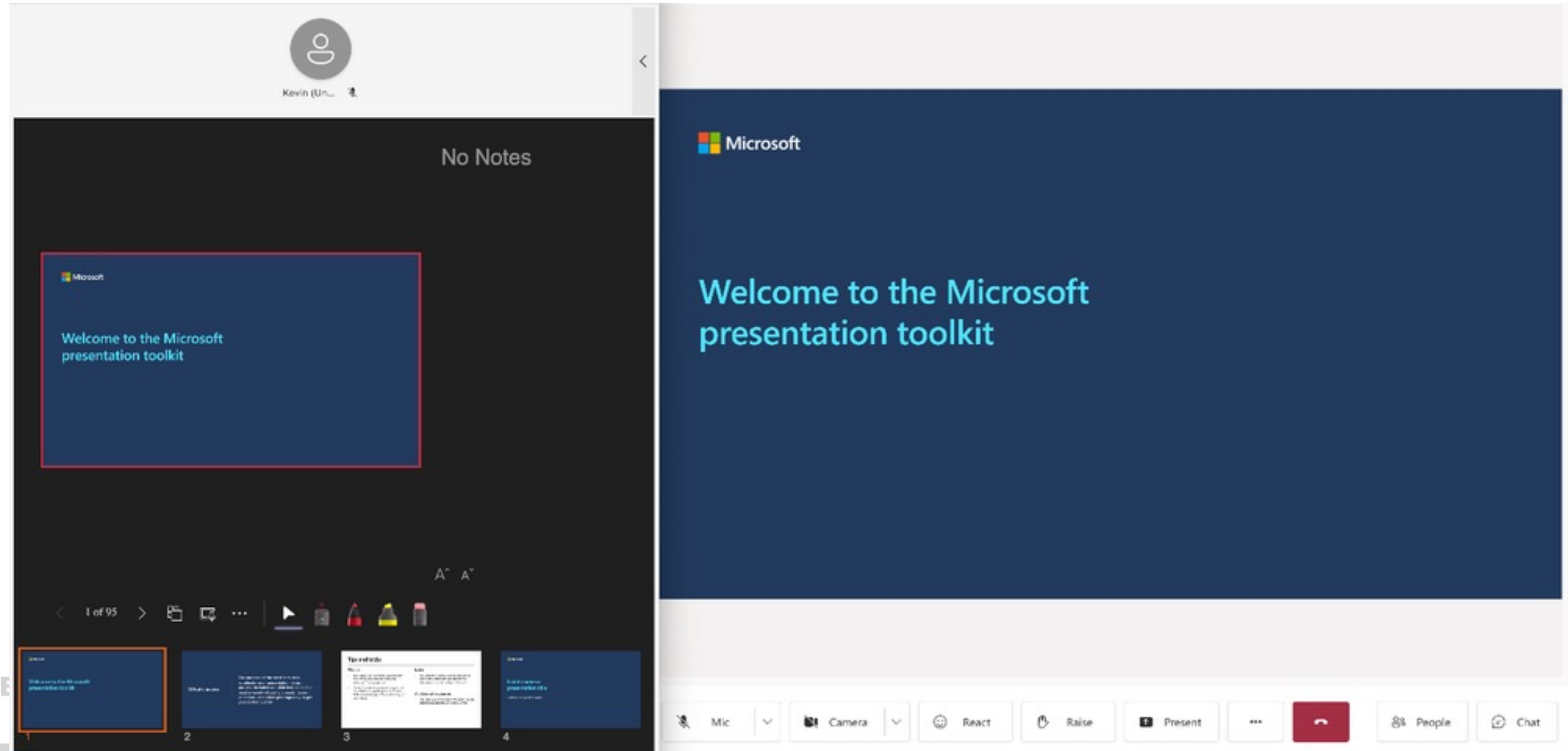
The 'Expanded presence' feature is highlighted by the 'In Building 3' status next to Aadi Kapoor's name in the participants list, indicating their physical location within the organization's premises.



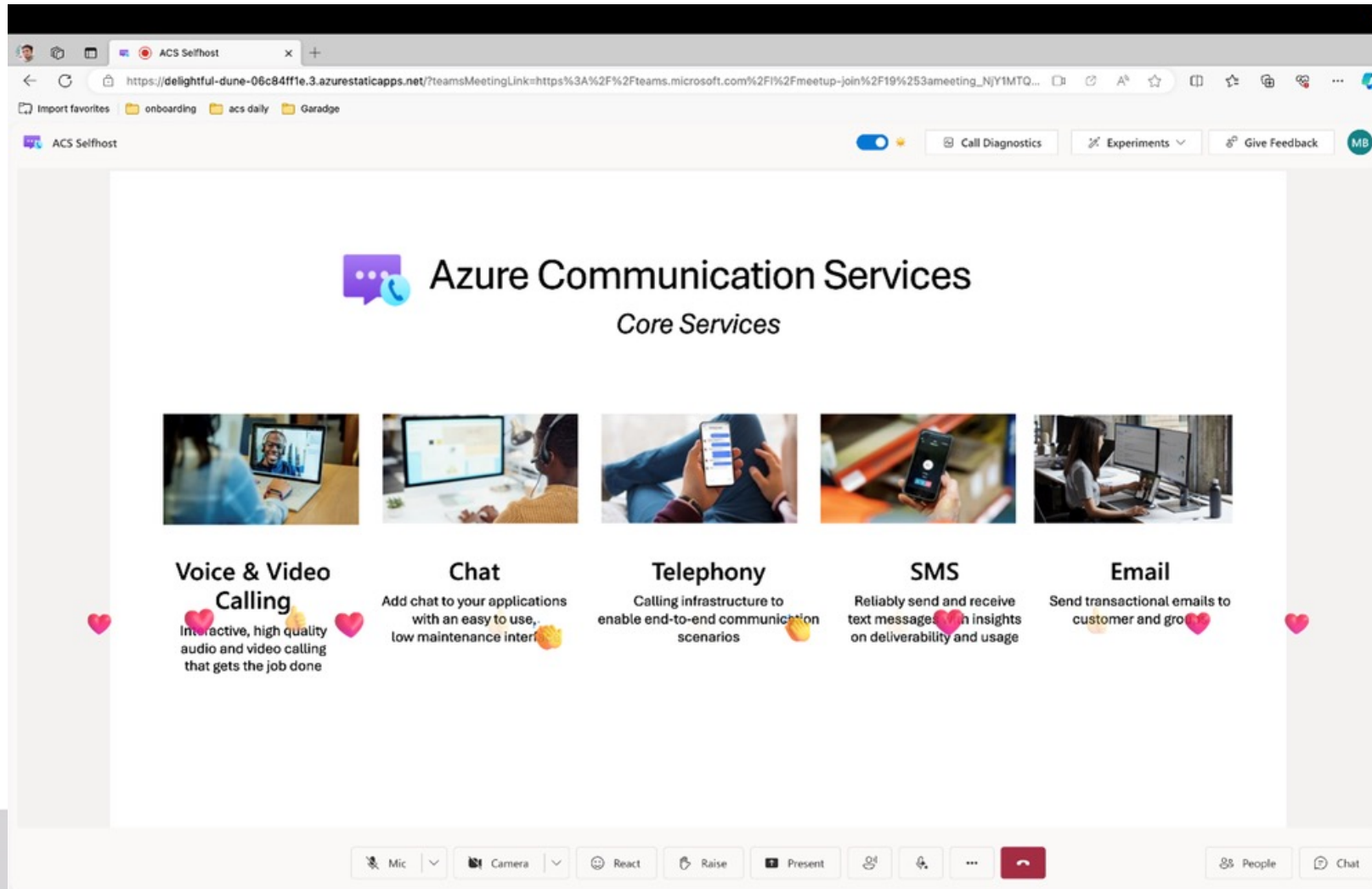
Platform



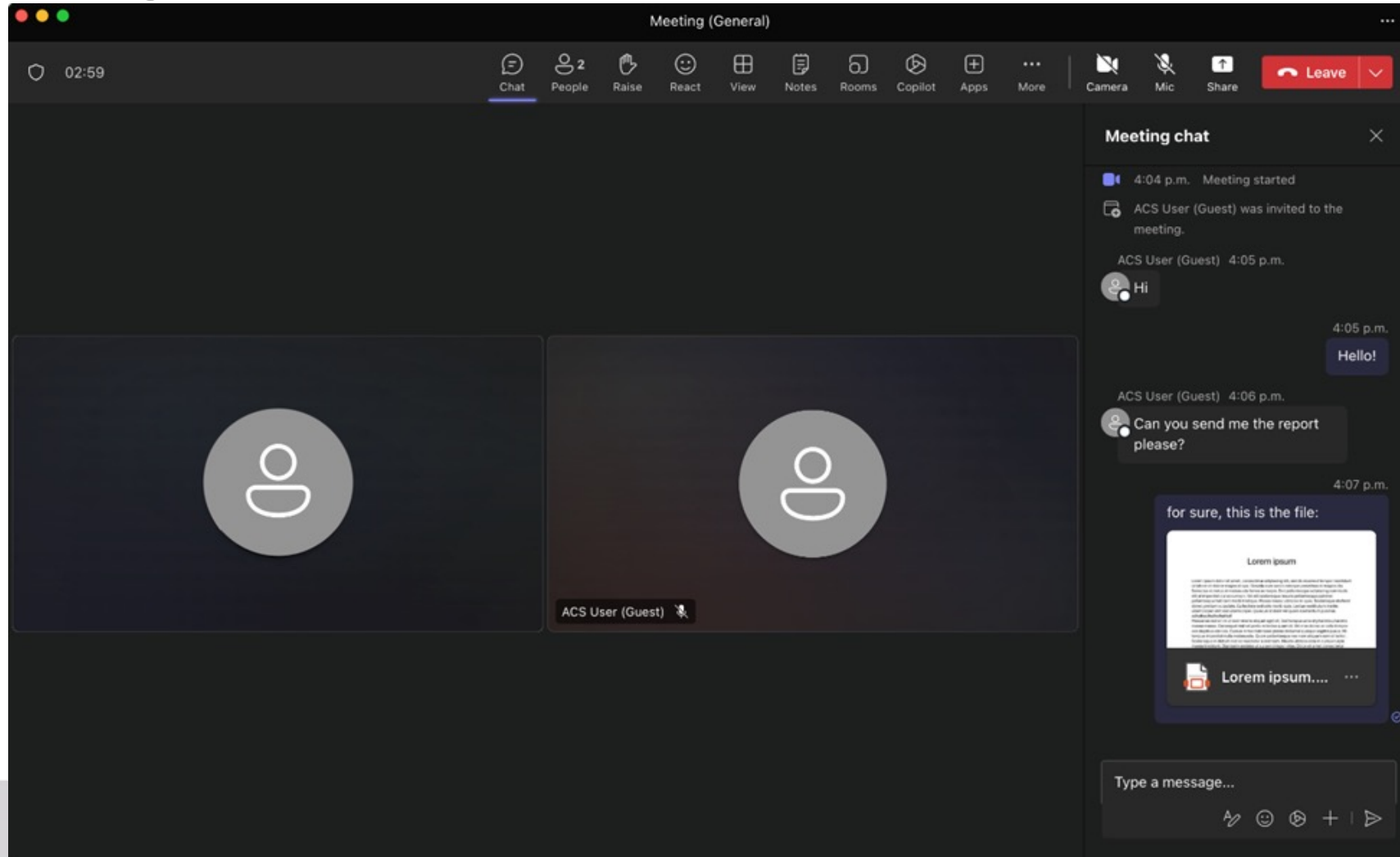
Enhancements to custom calling experiences connected to Microsoft Teams (PPT Live)



Enhancements to custom calling experiences connected to Microsoft Teams (Live Reactions)

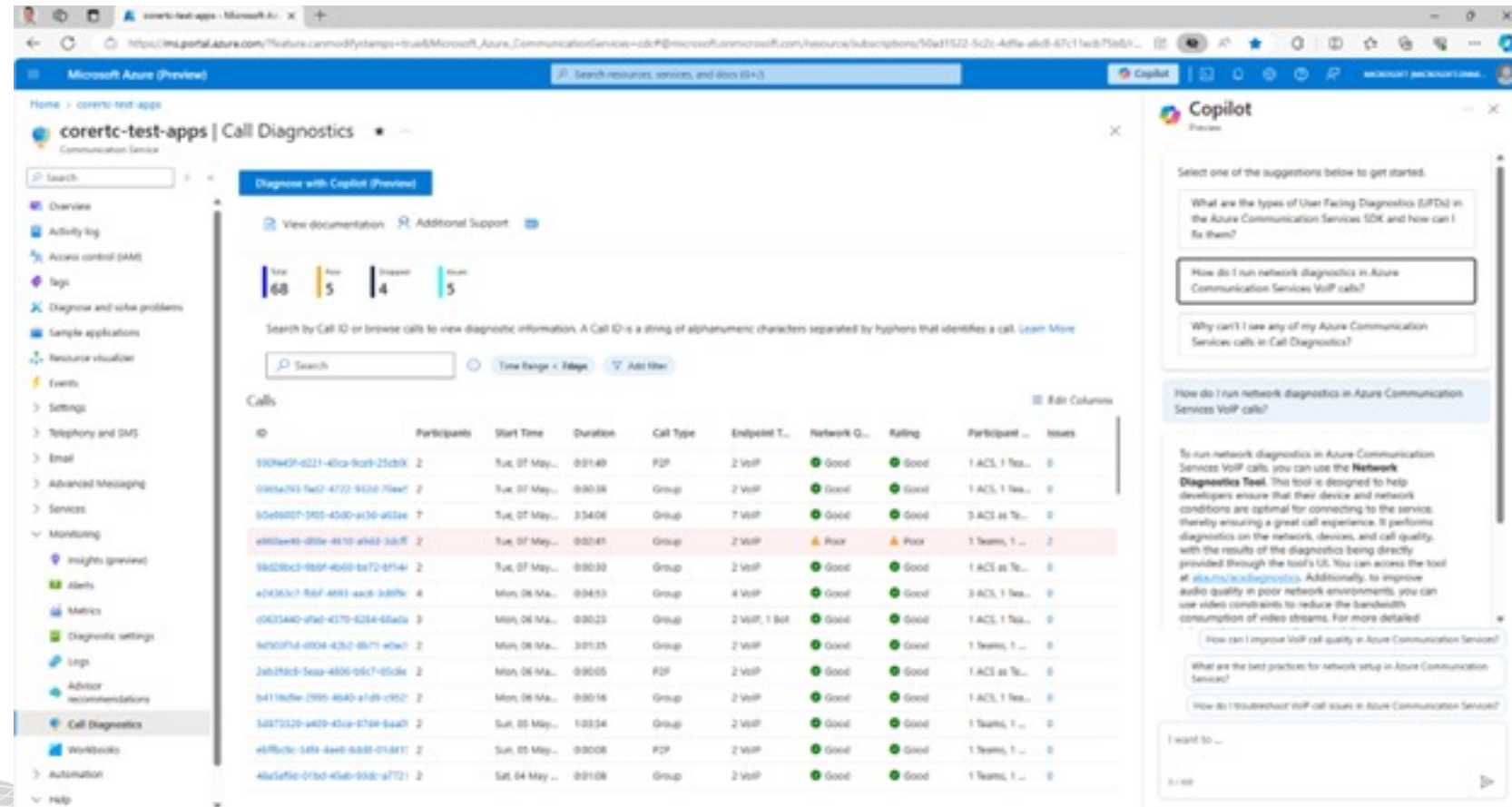


Enhancements to custom calling experiences connected to Microsoft Teams (File sharing during a meeting)



Enhancements to custom calling experiences connected to Microsoft

- Real time transcription using Azure AI Speech
- Noise suppression during a video call
- Stream live audio using the Audio Streaming API. Extract raw audio in two formats
- Call Diagnostics Center

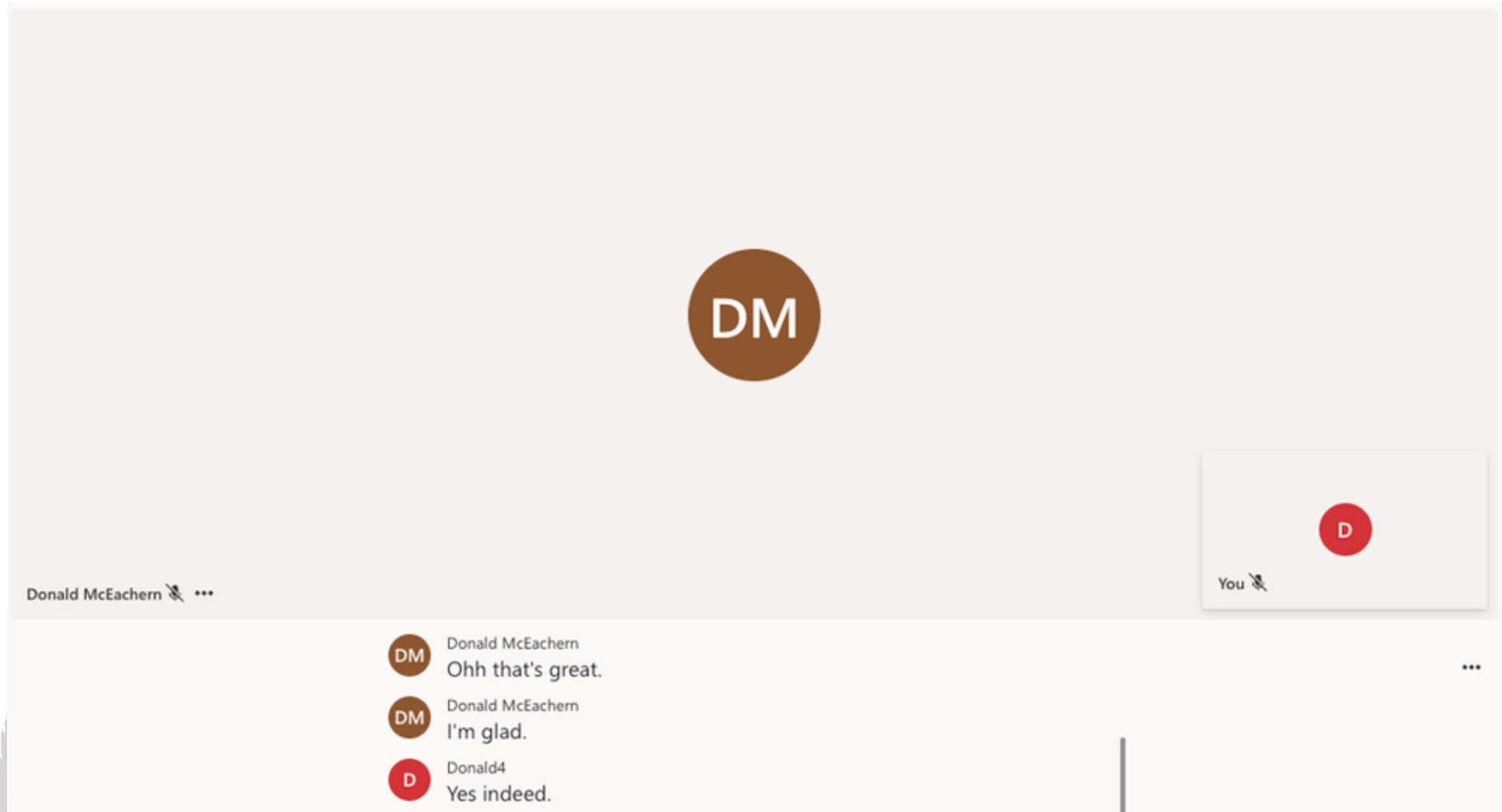


The screenshot shows the Microsoft Azure portal interface for the 'corertc-test-apps' resource. The 'Call Diagnostics' section is active, displaying a table of call records. The table includes columns for ID, Participants, Start Time, Duration, Call Type, Endpoint T., Network Q., Rating, and Issues. A Copilot sidebar on the right provides suggestions for getting started with diagnostics.

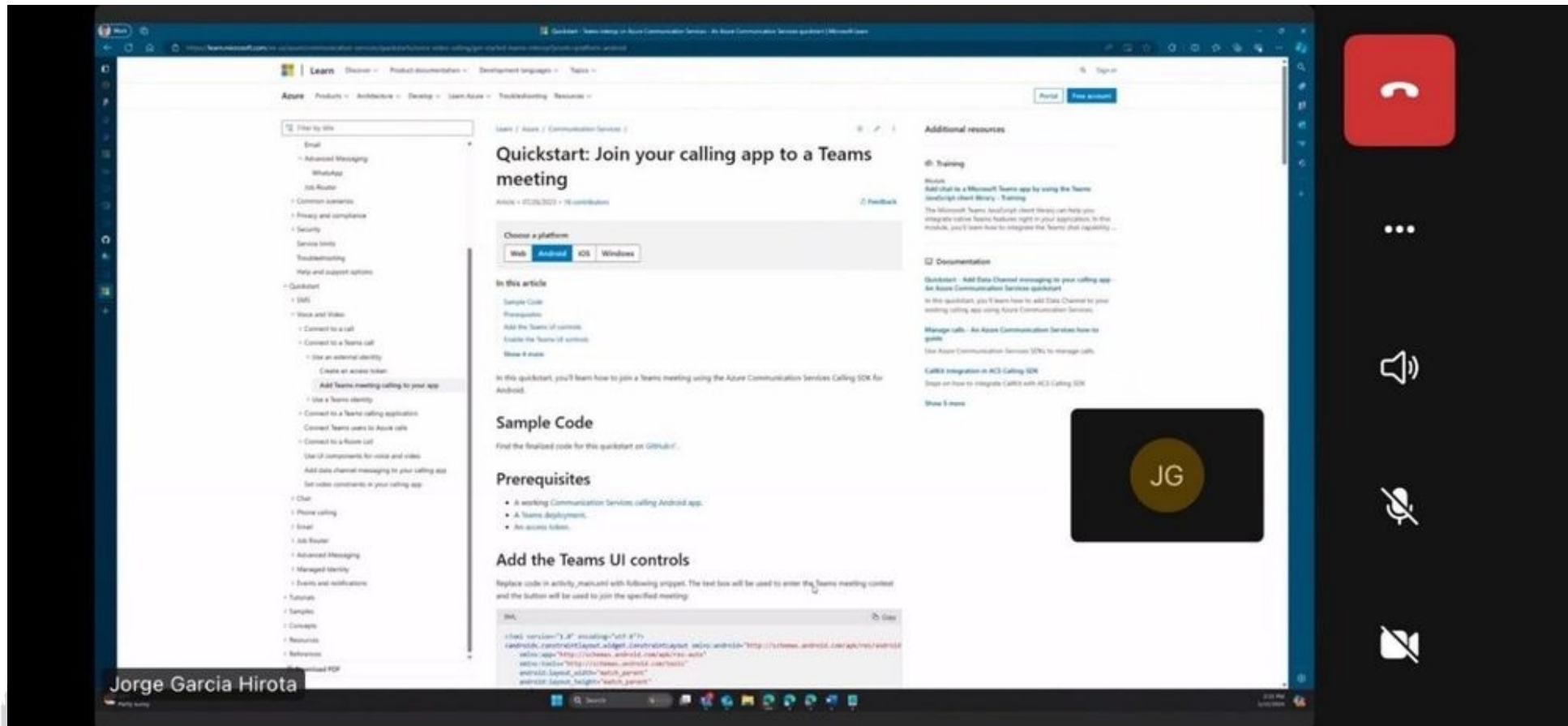
ID	Participants	Start Time	Duration	Call Type	Endpoint T.	Network Q.	Rating	Participant ...	Issues
930WQP-6211-40a-8a0f-25b05	2	Tue, 07 May...	0:1:49	P2P	2 VoIP	Good	Good	1 ACS, 1 Te...	0
009a793-fa02-4722-932a-70aef	2	Tue, 07 May...	0:0:38	Group	2 VoIP	Good	Good	1 ACS, 1 Te...	0
50498027-5055-4500-a13a-a03ae	7	Tue, 07 May...	3:54:06	Group	7 VoIP	Good	Good	3 ACS, 4 Te...	0
a000e48-080a-4870-a0d8-3abf5	2	Tue, 07 May...	0:02:45	Group	2 VoIP	Poor	Poor	1 Teams, 1 ...	2
98d280c3-886f-4608-ba72-87144	2	Tue, 07 May...	0:00:30	Group	2 VoIP	Good	Good	1 ACS, 1 Te...	0
a2403a7-8a0f-4893-aac8-3a89e	4	Mon, 06 Ma...	0:04:53	Group	4 VoIP	Good	Good	3 ACS, 1 Te...	0
00034402-a0a0-4370-6284-68a0a	3	Mon, 06 Ma...	0:00:25	Group	2 VoIP, 1 Bot	Good	Good	1 ACS, 1 Te...	0
9a707f4-6004-4370-6b71-a0a01	2	Mon, 06 Ma...	3:01:35	Group	2 VoIP	Good	Good	1 Teams, 1 ...	0
2ab3f4c3-5a0a-4806-9a77-650da	2	Mon, 06 Ma...	0:00:05	P2P	2 VoIP	Good	Good	1 ACS, 1 Te...	0
04118d0e-2995-4640-a1d8-c952	2	Mon, 06 Ma...	0:00:16	Group	2 VoIP	Good	Good	1 ACS, 1 Te...	0
3a073320-4a09-430a-6794-5a401	2	Sun, 05 May...	1:03:34	Group	2 VoIP	Good	Good	1 Teams, 1 ...	0
a5f9c0c-3494-4a4d-6a00-01a011	2	Sun, 05 May...	0:00:08	P2P	2 VoIP	Good	Good	1 Teams, 1 ...	0
40a5a0e0-01b0-45ab-938b-a7721	2	Sat, 04 May ...	0:01:08	Group	2 VoIP	Good	Good	1 Teams, 1 ...	0



Enhancements to custom calling experiences connected to Microsoft Teams (Closed Captions)



Enhancements to custom calling experiences connected to Microsoft Teams (Picture-in-picture for iOS and Android)



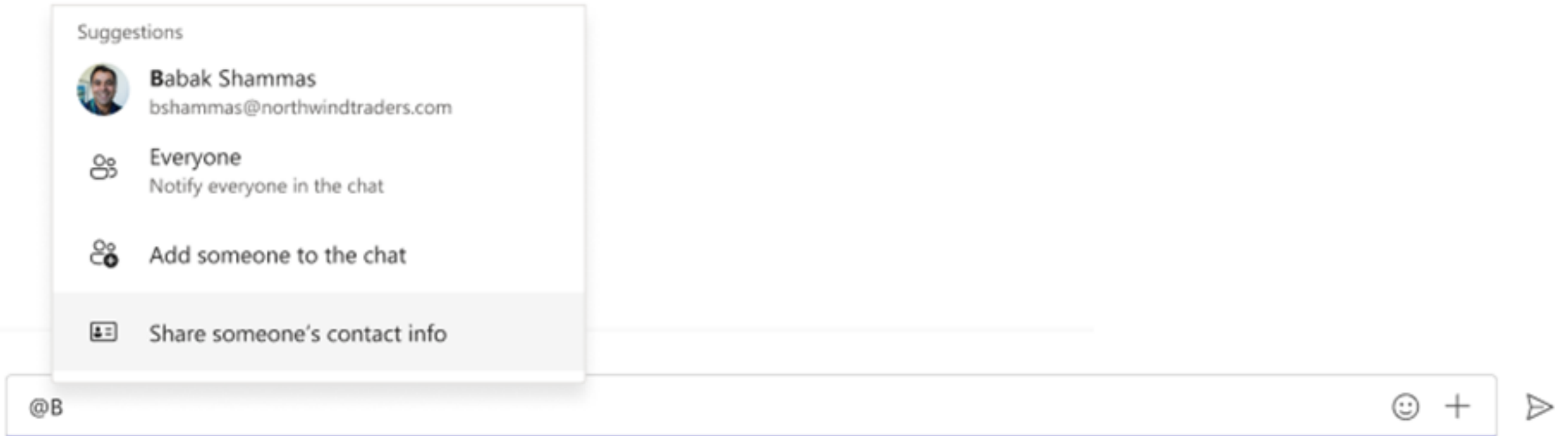
The screenshot shows a Microsoft Teams meeting interface in picture-in-picture mode. The main window displays a web browser with the Microsoft Learn page titled "Quickstart: Join your calling app to a Teams meeting". The page content includes sections for "Choose a platform" (Web, Android, iOS, Windows), "In this article", "Sample Code", "Prerequisites", and "Add the Teams UI controls". The "Add the Teams UI controls" section shows a code snippet for adding a Teams meeting link to an Android app. The Teams interface on the right includes a red call button, a menu icon, a speaker icon, a mute icon, and a video icon. A small video thumbnail of a person with initials "JG" is visible in the bottom right corner of the Teams interface.

Jorge Garcia Hirota

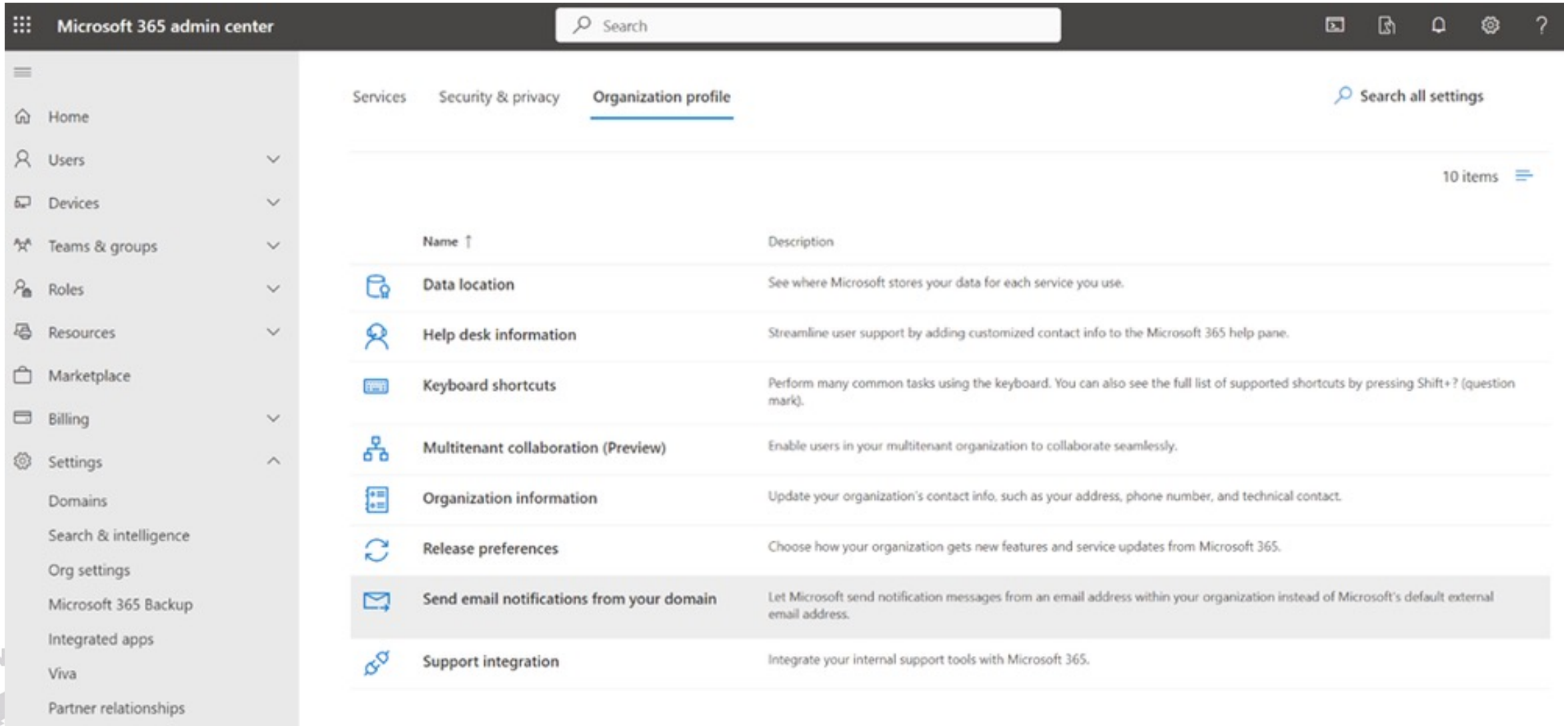
Chat and Collaboration



Share contact information of people in chat



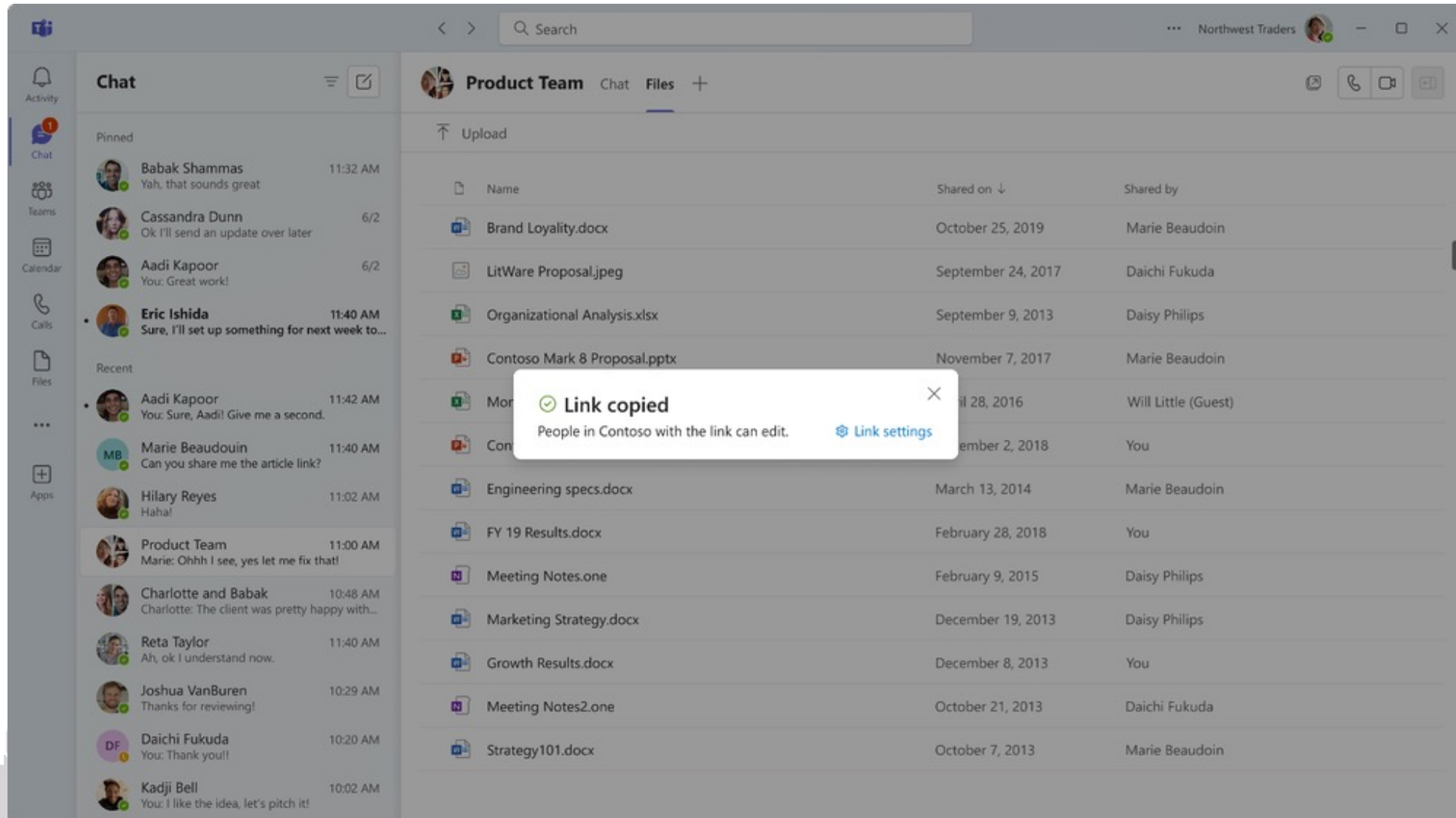
Select domain for Teams email service



The screenshot shows the Microsoft 365 admin center interface. The left sidebar contains navigation links: Home, Users, Devices, Teams & groups, Roles, Resources, Marketplace, Billing, and Settings. The Settings section is expanded, showing Domains, Search & intelligence, Org settings, Microsoft 365 Backup, Integrated apps, Viva, and Partner relationships. The main content area is titled 'Organization profile' and lists 10 items. The 'Send email notifications from your domain' item is highlighted.

Name	Description
Data location	See where Microsoft stores your data for each service you use.
Help desk information	Streamline user support by adding customized contact info to the Microsoft 365 help pane.
Keyboard shortcuts	Perform many common tasks using the keyboard. You can also see the full list of supported shortcuts by pressing Shift+? (question mark).
Multitenant collaboration (Preview)	Enable users in your multitenant organization to collaborate seamlessly.
Organization information	Update your organization's contact info, such as your address, phone number, and technical contact.
Release preferences	Choose how your organization gets new features and service updates from Microsoft 365.
Send email notifications from your domain	Let Microsoft send notification messages from an email address within your organization instead of Microsoft's default external email address.
Support integration	Integrate your internal support tools with Microsoft 365.

Default service for uploading files using drag-and-drop / Improved copy link experience



The screenshot shows the Microsoft Teams interface. On the left is a sidebar with navigation icons for Activity, Chat, Teams, Calendar, Calls, Files, and Apps. The main area is split into two panes. The left pane shows a chat window for the 'Product Team' with a list of messages. The right pane shows the 'Files' tab for the 'Product Team' chat, displaying a table of files. A 'Link copied' notification is overlaid on the file list.

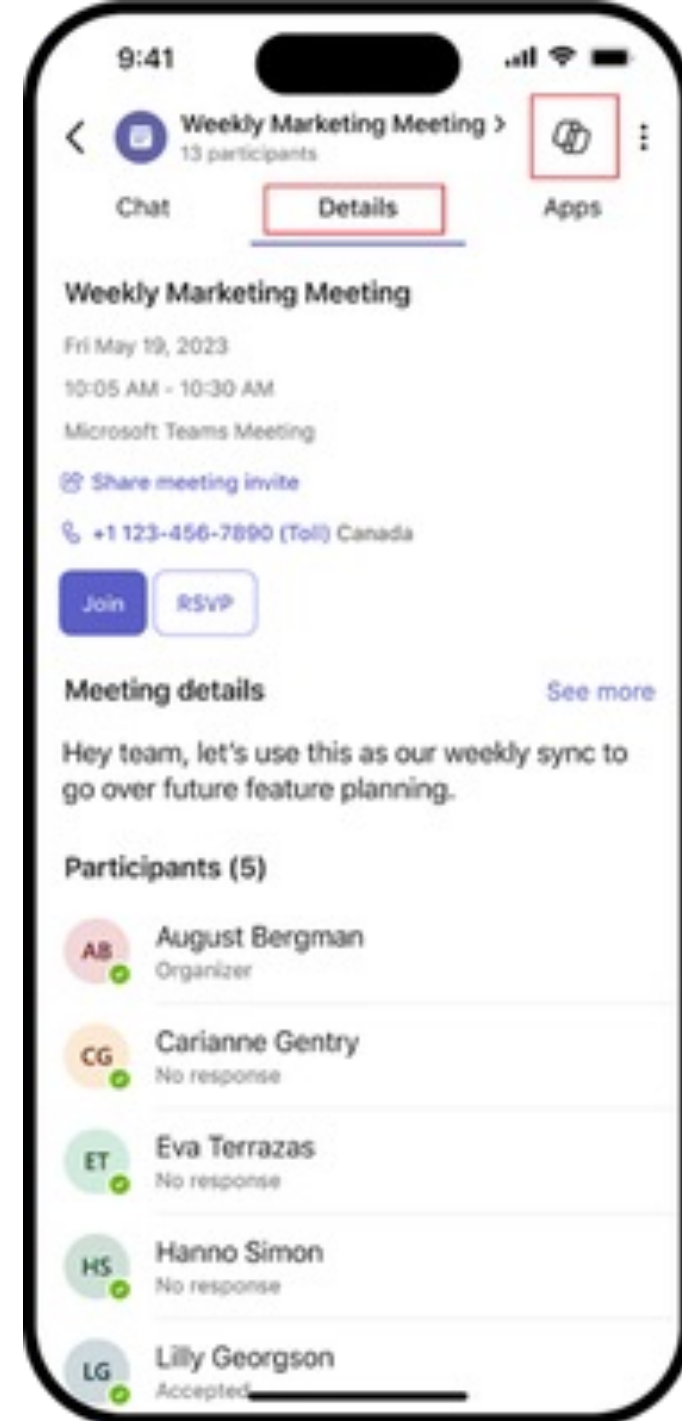
Link copied
People in Contoso with the link can edit. [Link settings](#)

Name	Shared on ↓	Shared by
Brand Loyalty.docx	October 25, 2019	Marie Beaudoin
LitWare Proposal.jpeg	September 24, 2017	Daichi Fukuda
Organizational Analysis.xlsx	September 9, 2013	Daisy Philips
Contoso Mark 8 Proposal.pptx	November 7, 2017	Marie Beaudoin
Mor...	il 28, 2016	Will Little (Guest)
Con...	ember 2, 2018	You
Engineering specs.docx	March 13, 2014	Marie Beaudoin
FY 19 Results.docx	February 28, 2018	You
Meeting Notes.one	February 9, 2015	Daisy Philips
Marketing Strategy.docx	December 19, 2013	Daisy Philips
Growth Results.docx	December 8, 2013	You
Meeting Notes2.one	October 21, 2013	Daichi Fukuda
Strategy101.docx	October 7, 2013	Marie Beaudoin

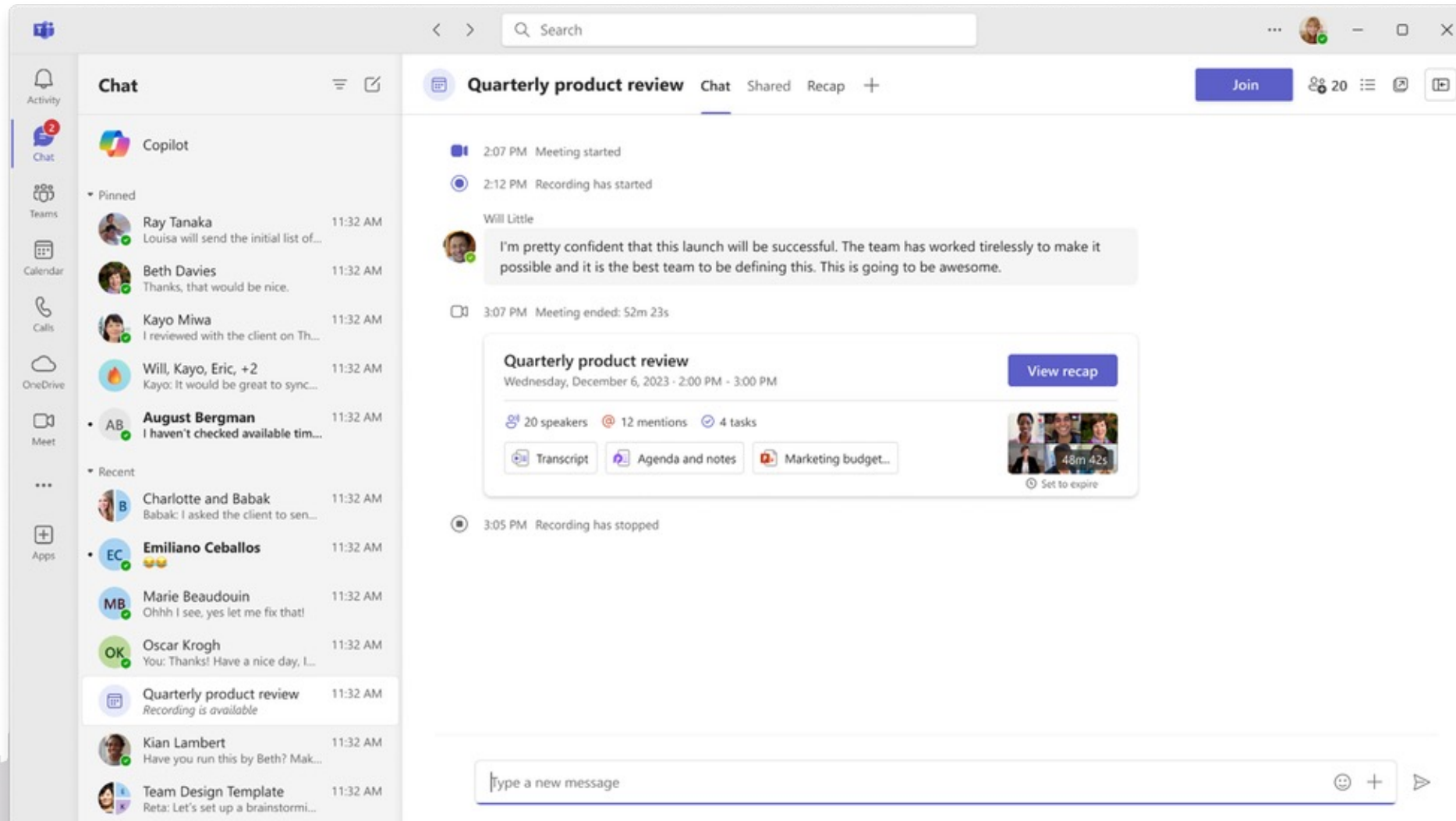
Meetings



Copilot in Teams meetings on mobile after the meeting



Meeting recap and artifacts automatically shared in chat after meeting



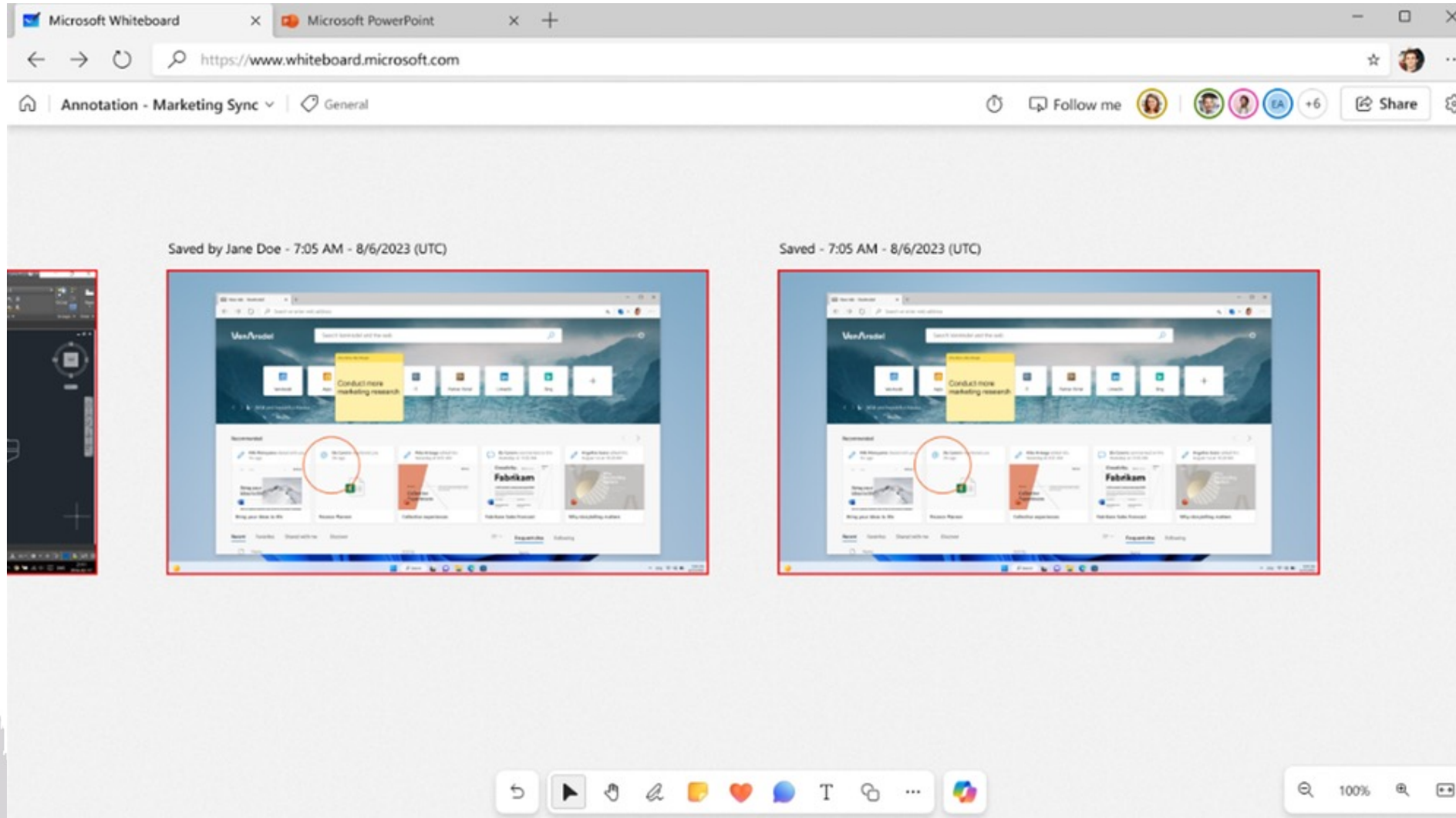
The screenshot displays the Microsoft Teams interface. On the left, the 'Chat' sidebar shows a list of conversations. The main chat window is titled 'Quarterly product review' and shows a meeting recap card. The recap card includes the meeting title, date, time, and a 'View recap' button. Below the title, it lists 20 speakers, 12 mentions, and 4 tasks. There are also links to 'Transcript', 'Agenda and notes', and 'Marketing budget...'. A video thumbnail shows a meeting with 48m 42s duration. The chat history shows messages from Ray Tanaka, Beth Davies, Kayo Miwa, Will, Kayo, Eric, +2, August Bergman, Charlotte and Babak, Emiliano Ceballos, Marie Beaudouin, Oscar Krogh, Kian Lambert, and Team Design Template. The bottom of the chat window has a text input field with the placeholder 'Type a new message'.



New avatar wardrobe options



Save meeting content with collaborative annotations as a Whiteboard



Presenters can interact with background content when collaborative annotation enabled

The screenshot displays a Microsoft Teams presentation interface. The main slide is titled "COLORS AFFECT ON MOOD" and features a list of color-related content. A red box highlights a small inset window titled "Interacting with background" which contains the text: "Select 'Interact with Background' to interact with on-screen content like websites and apps." Below this, there are two buttons: "Got it" and "Try it now".

The presentation content includes:

- JOY**: Mercury is the closest planet to the Sun and the smallest of them all. (Associated with a smiley face icon)
- SERENITY**: Venus has a beautiful name and is the second planet from the Sun. (Associated with a cloud icon, which is circled in blue)
- ENERGY**: Despite being red, Mars is actually a cold place. It's full of iron oxide dust. (Associated with a lightbulb icon)

Other elements visible on the slide include a yellow sticky note that says "Conduct more marketing research", a video thumbnail of a person, and a sidebar on the left with thumbnails for slides 10 through 15. The Microsoft Teams interface at the top shows various controls like "Stop Sharing", "Record", "Comments", and "Share".

Meetings

- New languages supported in intelligent meeting recap
- Trim meeting recording in Microsoft Stream



Meetings

- Improvements to admin controls for Copilot access during and after meeting
 - [Managing Copilot for Teams meetings and events](#)



Webinars and Town Halls

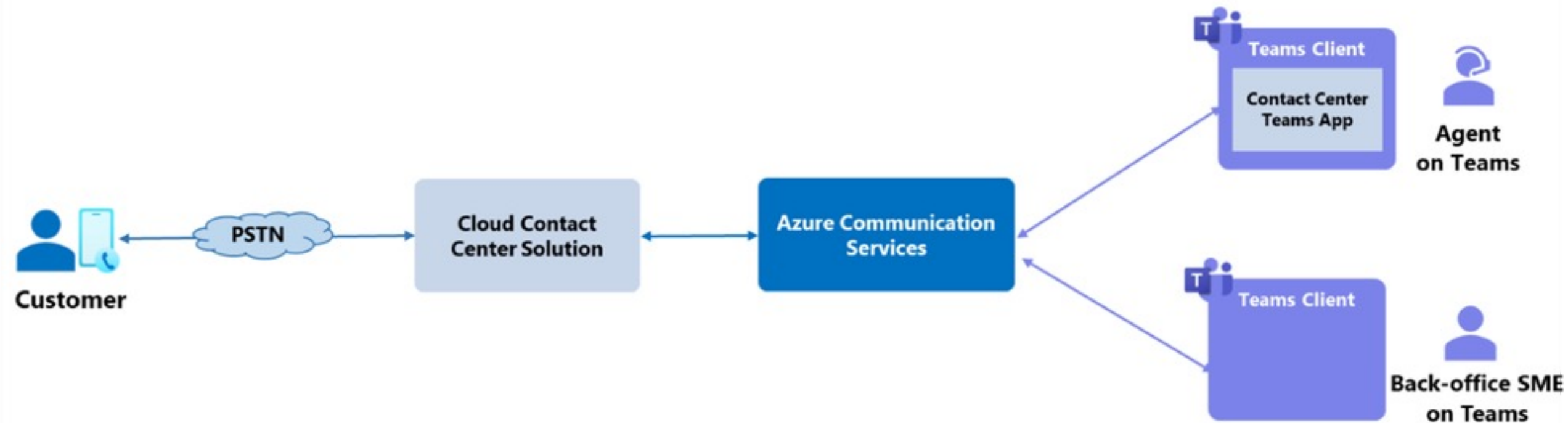
HubSpot CRM integration with Teams Webinars



Teams Phone



Connect custom applications with Teams for client-based customer service calling experiences

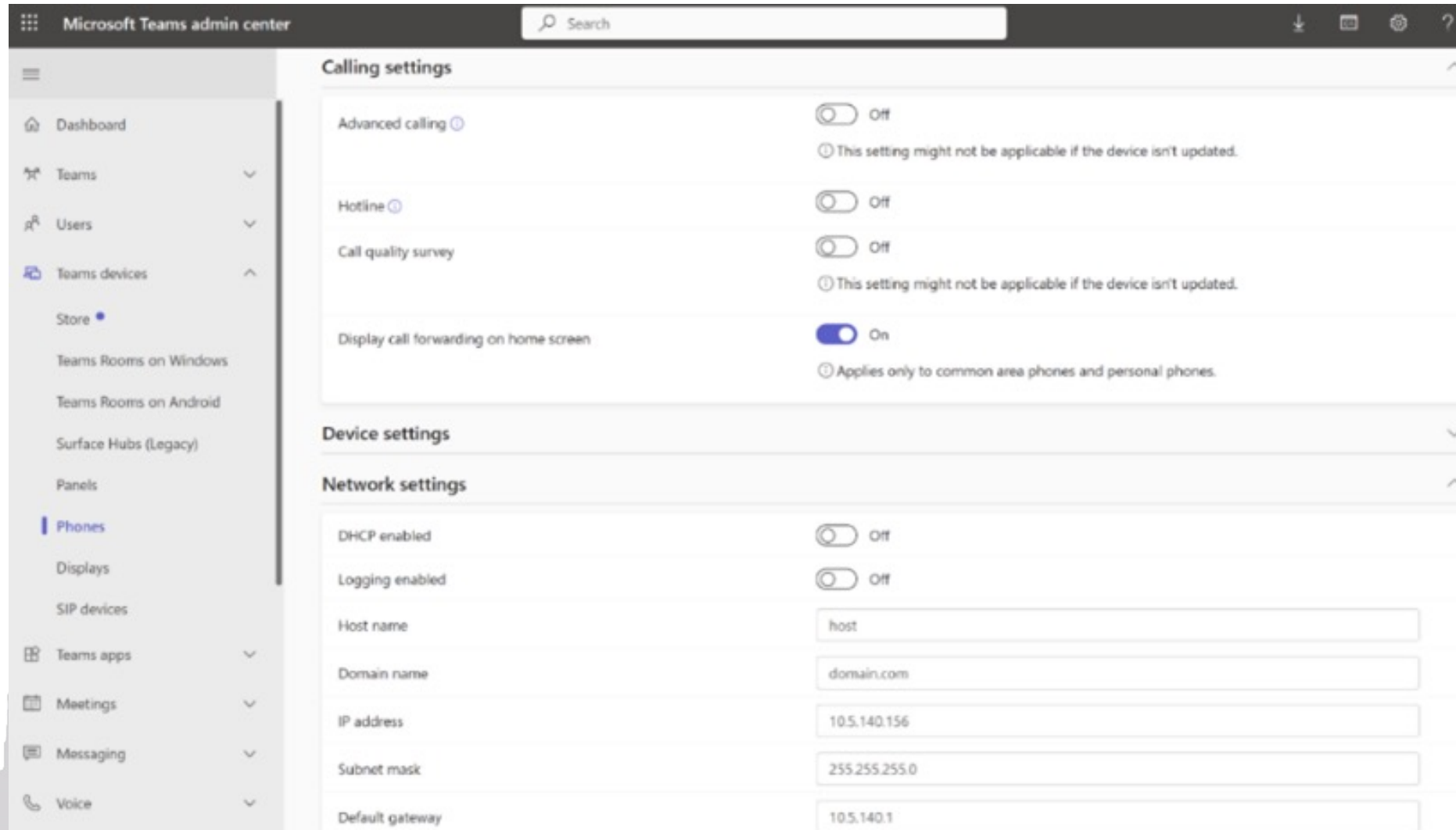


Teams Phone

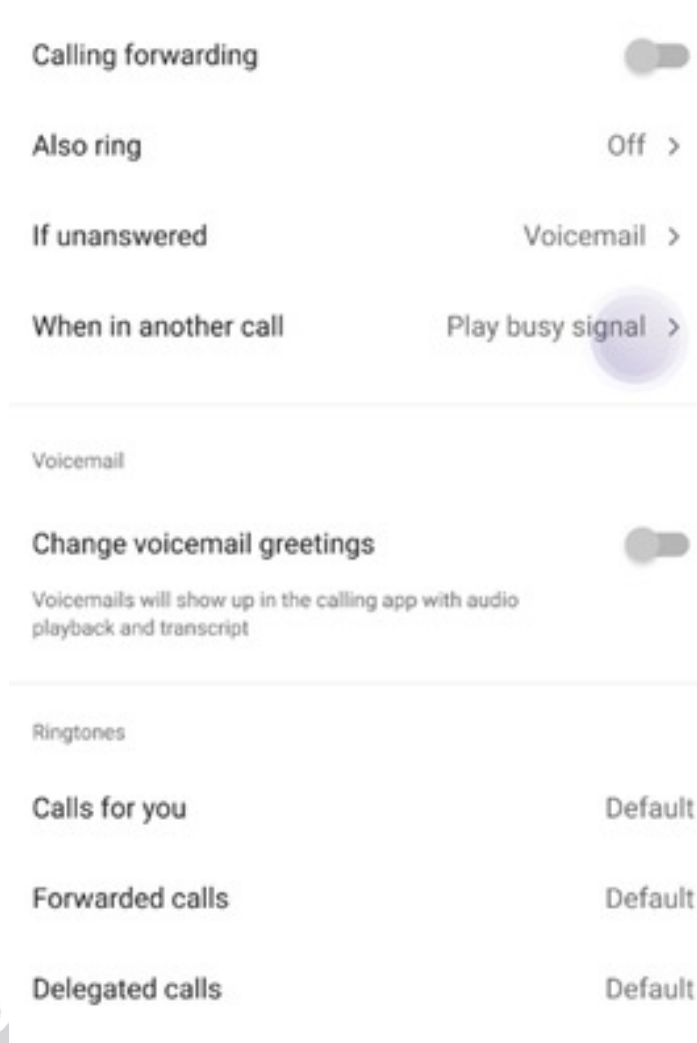
- New contact center solution certifications
 - 26 Contact Center certified solution partners
 - 13 Compliance Recording certified solution partners
 - [Microsoft Teams certified partner](#)



Enabling call forwarding settings on Teams phone devices



Busy-on-busy end user setting on Teams phone devices



Calling forwarding ☐

Also ring Off >

If unanswered Voicemail >

When in another call Play busy signal >

Voicemail

Change voicemail greetings ☐

Voicemails will show up in the calling app with audio playback and transcript

Ringtones

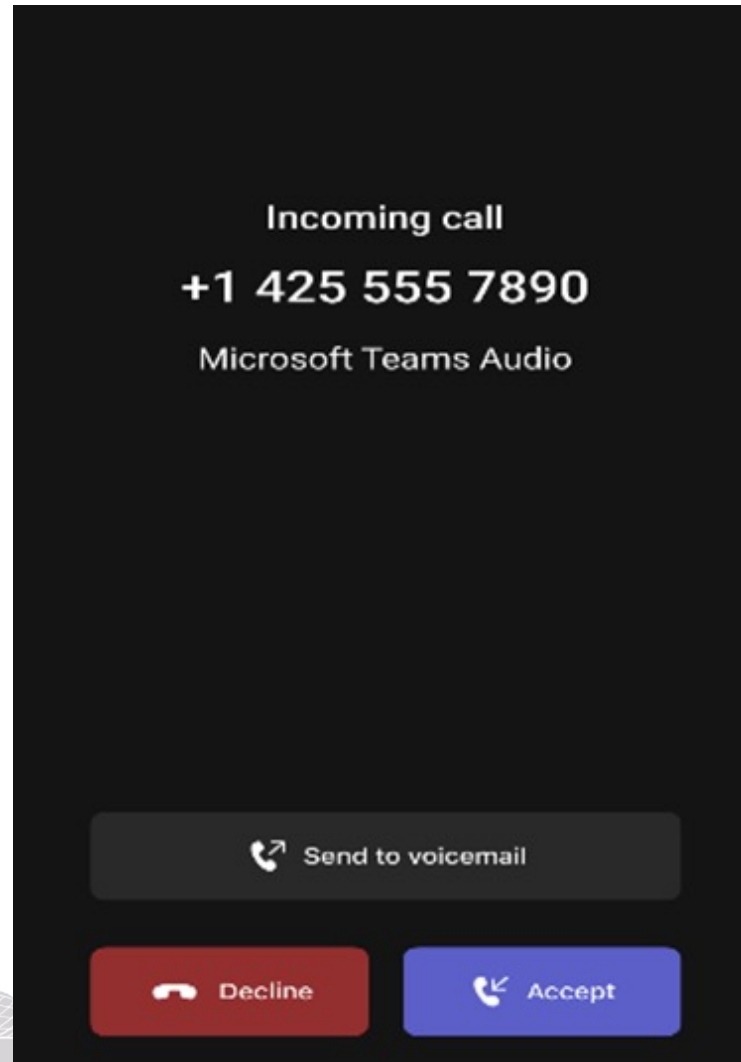
Calls for you Default

Forwarded calls Default

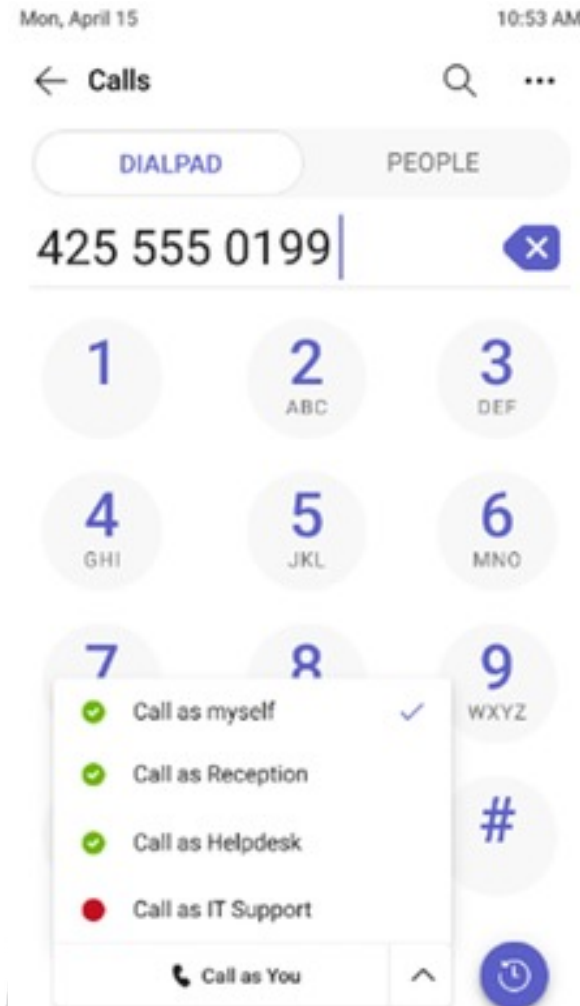
Delegated calls Default



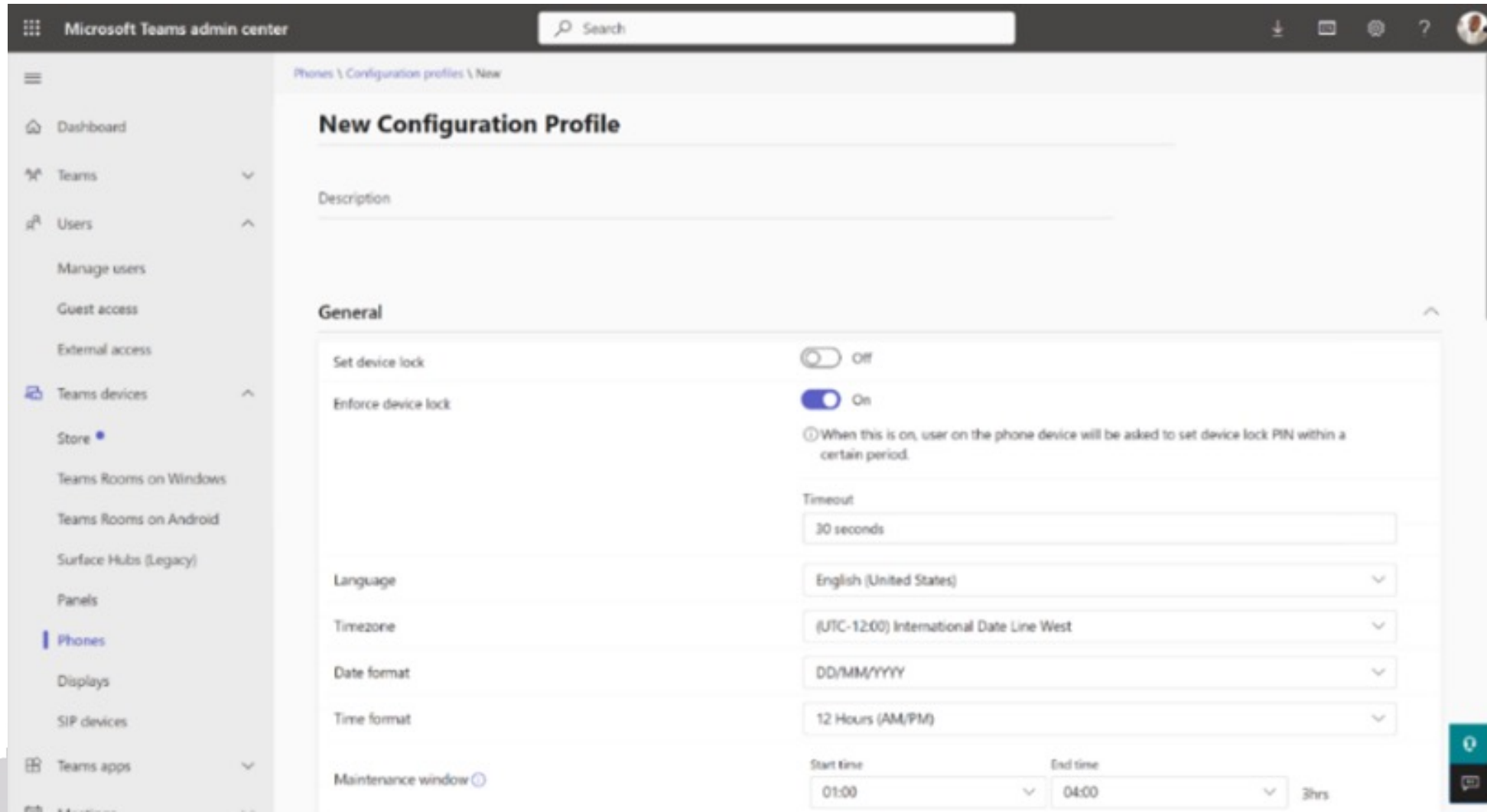
Redirect incoming calls to voicemail from an incoming call notification on Teams phone devices



Call on behalf of a Call Queue on Teams phone devices



Prompt Teams phone device users to set phone lock PIN through the Teams admin center



Microsoft Teams admin center

Phones \ Configuration profiles \ New

New Configuration Profile

Description

General

Set device lock ☐ Off

Enforce device lock ☒ On

① When this is on, user on the phone device will be asked to set device lock PIN within a certain period.

Timeout

30 seconds

Language English (United States)

Timezone (UTC-12:00) International Date Line West

Date format DD/MM/YYYY

Time format 12 Hours (AM/PM)

Maintenance window

Start time 01:00 End time 04:00 3hrs

Teams Rooms and Devices



Teams Rooms Pro Management Remote Access on Windows

- [setting up Remote Access in the Microsoft Teams Rooms Pro Management portal](#)



MAXHUB UC BM35 certified for Teams



[MAXHUB UC BM35 Bluetooth speakerphone](#)



MAXHUB XT10-WS Kit certified for Teams



[MAXHUB XT10-WS Kit](#)

Epos Impact 760T Headset certified for Teams



[EPOS Impact 760T](#)



Epos Impact 730T Headset certified for Teams



[EPOS Impact 730T](#)



Mobile

Change background while recording on phone

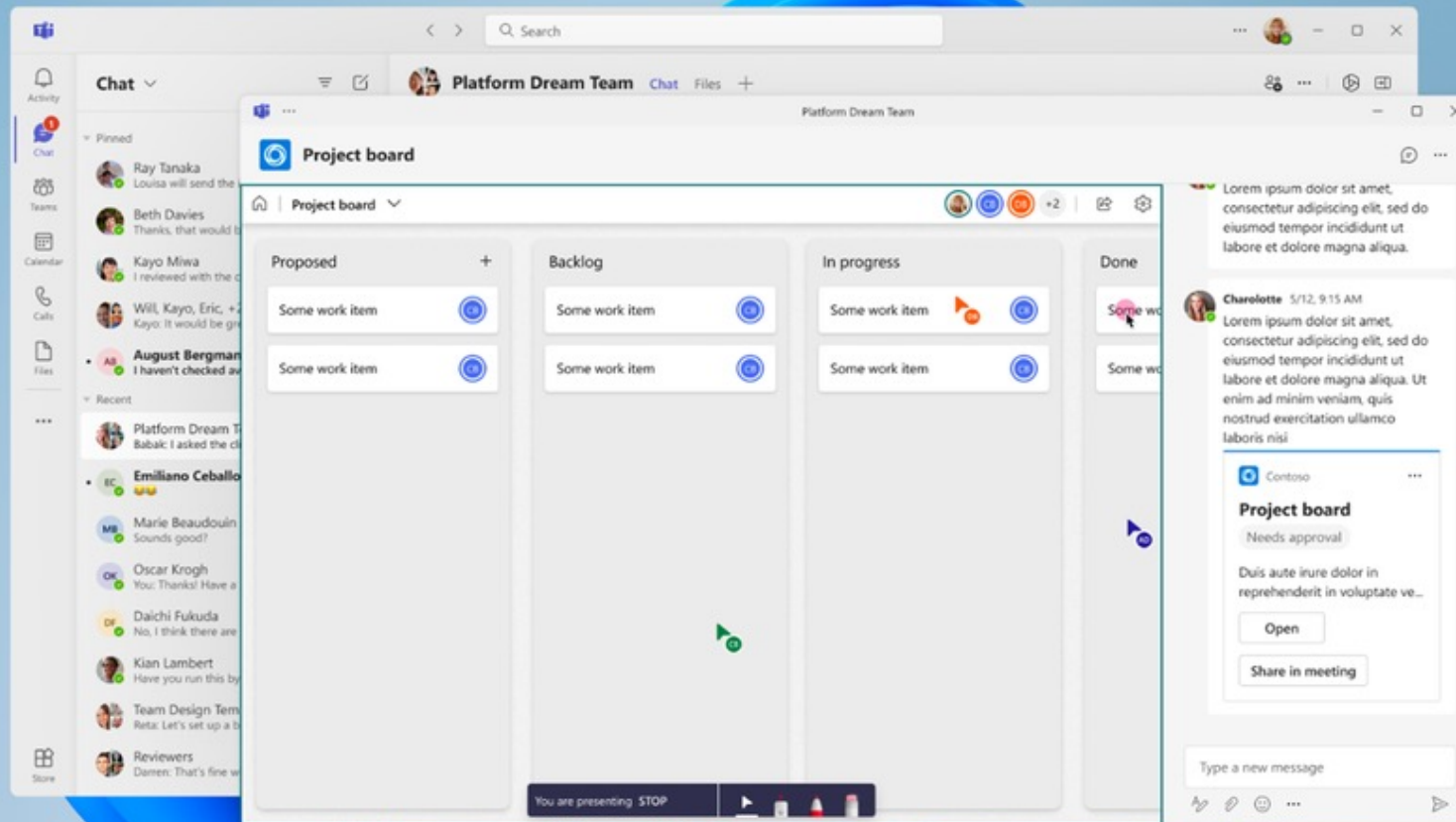


Platform

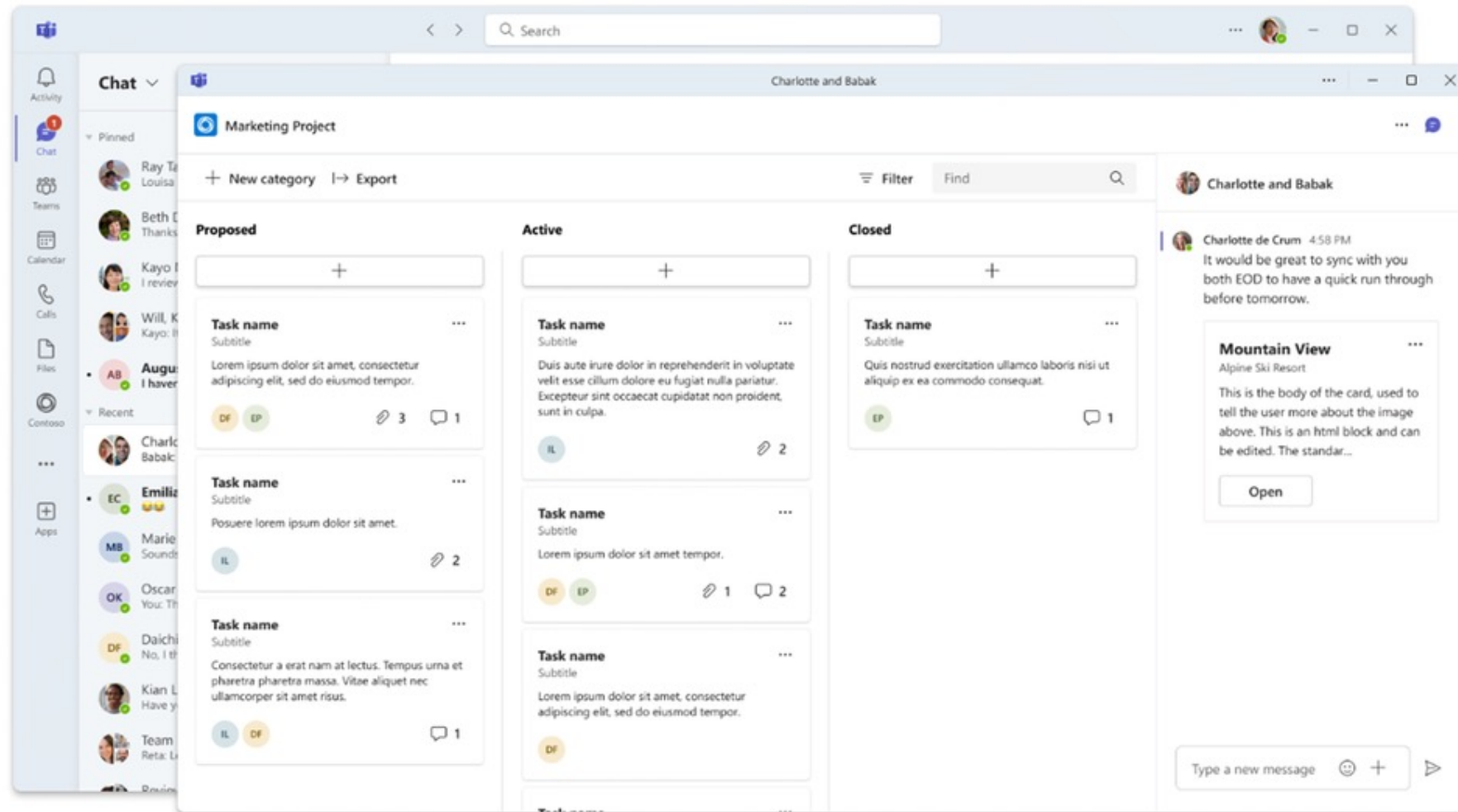
Programmatic desktop sharing



Live Share support for Chat, Channel, and Collaborative Stageview tab applications



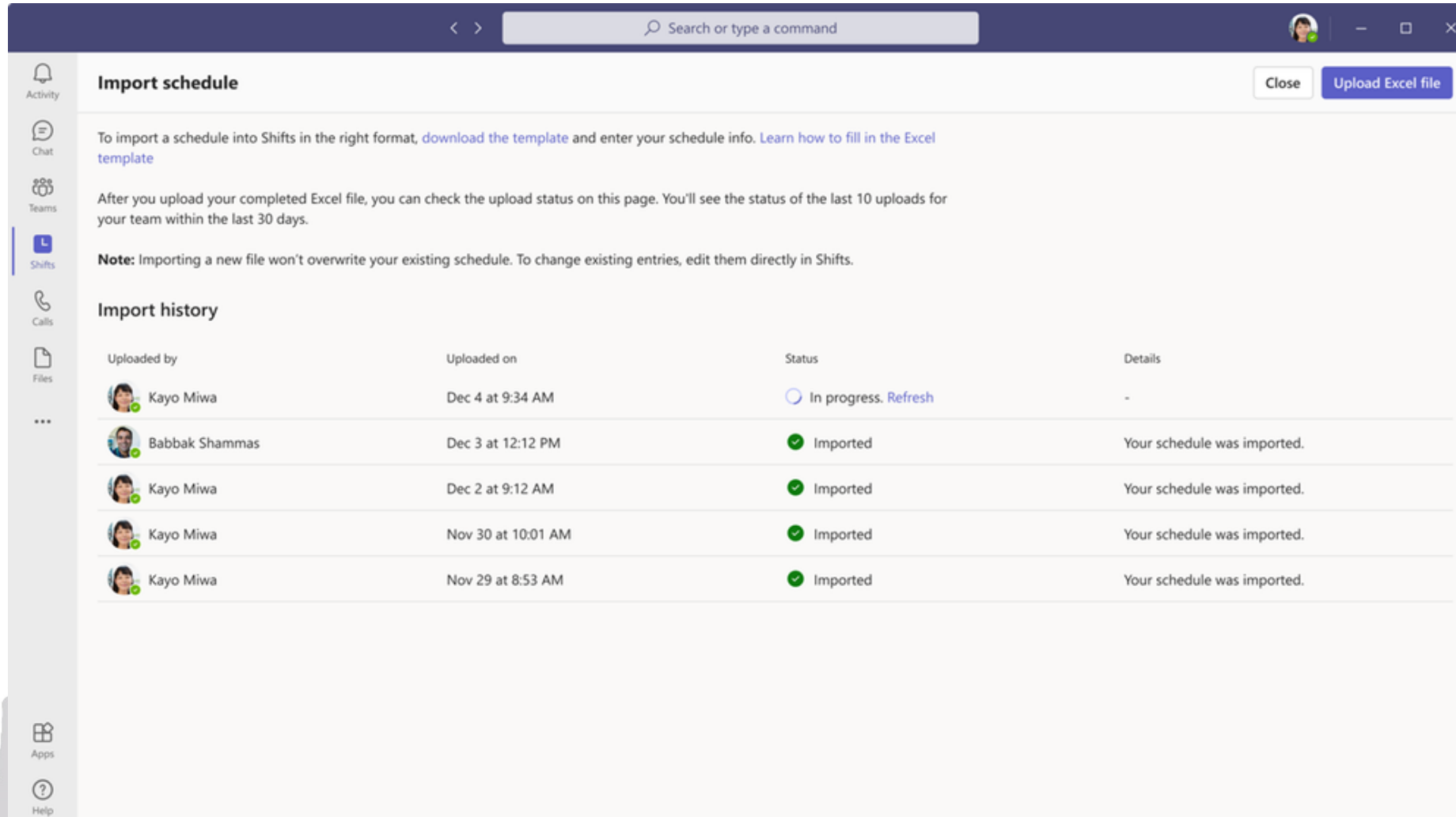
Open Teams app content in multi-window Stageview



Frontline Worker Solutions



Import schedule from Excel in Shifts app













Import schedule Close Upload Excel file

To import a schedule into Shifts in the right format, [download the template](#) and enter your schedule info. [Learn how to fill in the Excel template](#)

After you upload your completed Excel file, you can check the upload status on this page. You'll see the status of the last 10 uploads for your team within the last 30 days.

Note: Importing a new file won't overwrite your existing schedule. To change existing entries, edit them directly in Shifts.

Import history

Uploaded by	Uploaded on	Status	Details
 Kayo Miwa	Dec 4 at 9:34 AM	 In progress. Refresh	-
 Babbak Shammass	Dec 3 at 12:12 PM	 Imported	Your schedule was imported.
 Kayo Miwa	Dec 2 at 9:12 AM	 Imported	Your schedule was imported.
 Kayo Miwa	Nov 30 at 10:01 AM	 Imported	Your schedule was imported.
 Kayo Miwa	Nov 29 at 8:53 AM	 Imported	Your schedule was imported.

MÜNCHEN

Frontline Worker Solutions

- Track usage of frontline teams and apps in the Teams admin center
- Task publishing: require approval for completed work



Aus dem Meeting




Reference Links / additional sources

- What's New in Microsoft Teams | May 2024
 - https://techcommunity.microsoft.com/t5/microsoft-teams-blog/what-s-new-in-microsoft-teams-microsoft-build-2024-edition/ba-p/4141932?WT.mc_id=M365-MVP-5004100



Thank you! – Lets connect



Michael Plettner

Co-Founder, CEO und Managing
Consultant bei in2success GmbH



<https://twitter.com/plemich>

